www.gys.fr

GYS

WELDING & CUTTING 2022 C

INVEST IN THE FUTURE

INVEST IN THE FUTURE

French manufacturer
since 1964

Welding & Cutting

Soudage & Coupage

Schweißtechnik Katalog

Saldatura & Taglio

Catálogo de Soldadura y Corte

2022C

MMA/SMAW

TIG/GTAW

MIG-MAG/GMAW-FCAW

PLASMA CUTTING

INDUCTION

SPOT

ARC PULL

PROTECTIONS

CONSUMABLES

ACCESSORIES

www.gys.fr

900 people

125 000 000

55 000 m²
2 factories

visit with
Youtube

INVEST IN THE FUTURE

Created in 1964, GYS is a French industrial group with 900 employees around the world. Built around continuous investment in Research & Development and in the acquisition of knowledge, the company is now a major player in the design and manufacture of welding machines, battery chargers and car body repair equipment.

Nicolas & Bruno Bouygues

\\ The market realities are constantly changing and the size of our family business requires us to quickly adapt to new contexts and new challenges.

We are convinced that our future is closely linked to the future of our partners. This is why we do everything in our power to understand what distributors and users expect from us and what challenges they face every day. To support them in facing these challenges, we wish to become and remain their privileged partner on the path we will travel together. \\

Bruno Bouygues,
C.E.O.

A worldwide coverage

136 countries

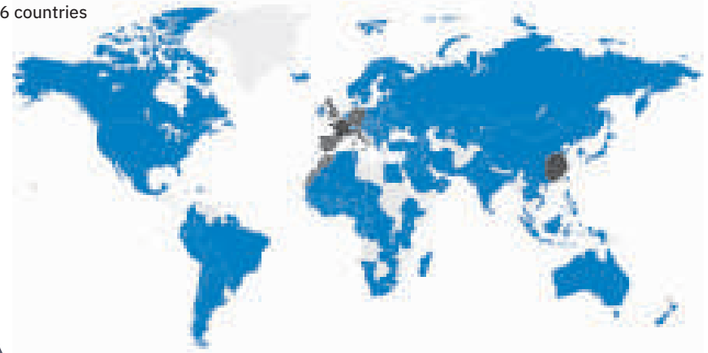

GYS FRANCE	GYS GERMANY	GYS U.K.	GYS CHINA	GYS ITALIA	GYS IBERICA
Laval	Aachen	Rugby	Shanghaï	Venezia	Madrid
1964	2006	2008	2004	2015	2022
× 650	× 75	× 40	× 110	× 25	× 6

FR

Créé en 1964, GYS est un groupe industriel français regroupant plus de 900 collaborateurs dans le monde. Fort d'un centre de recherche de premier plan, GYS est un acteur majeur dans la conception et la fabrication d'équipements de soudage, de chargeurs de batteries et de systèmes de réparation carrosserie.

Les nouvelles réalités du marché sont en perpétuel changement et la taille de notre entreprise familiale nous impose une adaptation rapide aux nouveaux contextes et à leurs enjeux.

Nous sommes convaincus que notre avenir est étroitement lié à celui de nos clients. Pour cela, nous mettons tout en oeuvre pour comprendre ce que les distributeurs et les utilisateurs attendent de nous, savoir à quels défis ils font face et voir dans quelle mesure nous pouvons leur permettre de les relever afin de devenir et rester leur partenaire privilégié pour le chemin que nous avons à parcourir ensemble.

DE

GYS wurde 1964 gegründet und ist ein französisches Familienunternehmen mit mehr als 900 Mitarbeitern auf der ganzen Welt. Dank einem erstklassigen Forschungszentrum ist GYS ein wichtiger Akteur in der Entwicklung und Herstellung von Schweißgeräten, Batterieladegeräten und Karosseriereparatursystemen.

Neue Marktbedingungen sind in fortwährender Veränderung und die Größe unseres Familienunternehmens veranlasst eine rasche Anpassung an neue Umstände und an ihre Herausforderungen.

Wir sind überzeugt, dass unsere Zukunft eng mit der unserer Kunden verbunden ist. Dafür setzen wir all unser Können ein, um zu verstehen, was die Händler und Anwender von uns erwarten, welchen Herausforderungen sie gegenüberstehen und um zu schauen, in welchem Maße wir sie unterstützen können, damit wir ihr bevorzugter Partner werden und bleiben auf dem Weg, den wir gemeinsam beschreiten.

IT

Nato nel 1964, GYS è un gruppo industriale francese che raggruppa oltre 900 collaboratori nel mondo. Forte di un centro di ricerca di grande importanza, GYS è uno dei maggiori protagonisti nella progettazione e fabbricazione di apparecchiature per la saldatura e il taglio, di caricabatterie booster e avviatori e sistemi di riparazione delle carrozzerie.

Le realtà del mercato sono in continuo cambiamento e richiedono risposte immediate. Le dimensioni della nostra impresa familiare consentono un adattamento rapido ai nuovi contesti e alle loro problematiche.

Siamo convinti che il nostro futuro sia strettamente legato a quello dei nostri clienti. Per questo noi mettiamo il massimo impegno per capire quello che i distributori e i loro clienti/utilizzatori si aspettano da noi, quali sfide devono affrontare e come possiamo aiutarli per farli crescere, per diventare e restare loro partner di riferimento per proseguire insieme sul cammino del successo.

Partners

GYS ACADEMY

Training centre

Centre de formation agréé

Trainingcenter für Profis

Centre di formazione dedicato ai professionisti

Ref. 52 53 0068153

Advanced R&D

× 90



100% in house production

3 catalogues

3 200+ references

Welding & Cutting

Car Body Welding Systems

Chargers, Boosters & Starters

MMA

Traditional

EXPERT MASTER p.6

Inverter

GYSARC p.7

GYSMI p.10

PROGYS p.12

NEW

EXAGON p.15

Complete packs p.17

Accessories & consumables p.18

TIG

DC

PROTIG DC p.22

TITAN p.24

EXATIG ORBITIG p.25

AC/DC

PROTIG AC/DC p.26

NEW

TITANIUM p.28

Complete packs p.30

Accessories & consumables p.32

MIG/MAG

Traditional

SMARTMIG p.34

MONOGYS TRIMIG p.36

PROMIG p.38

MAGYS p.40

Traditional complete packs p.42

Inverter

EASYMIG p.44

MULTIPEARL p.46

NEW

MULTIWELD p.48

NEW

EXAGON p.50

NEOPULSE p.54

Inverter complete packs p.60

NEW

SMARTFEED SAM / PLC / ROBOT / COBOT p.62

Accessories & consumables p.66

SPOT WELD

PORTASPOT p.70

DRAWN ARC

ARCPULL p.71

PLASMA

EASYCUT p.74

CUTTER p.76

NEOCUT p.77

Complete packs p.79

Accessories & consumables p.80

INDUCTION

POWERDUCTION p.82

Accessories & consumables p.85

METROLOGY

CALIWELD Accessories p.86

+ MORE

Trolleys Cooling units p.88 NEW

Cable Clamps Accessories p.90

Protections Helmets p.96 NEW

Electric soldering & gas welding p.104

Working lights p.106

Marketing p.107

www.gys.fr

SMAW MMA
TRADITIONAL

PROFESSIONAL AC

EXPERT 110
230 V • 1 ~
100 A 2→2.5 mm

062375

EXPERT 130
230 V • 1 ~
130 A 2→3.2 mm

015029

EXPERT 220 DV
230V 1~ • 400V 2~
220 A 2→4 mm

connection 1~/2~

015128

INDUSTRIAL DC

MASTER 250
400 V • 3 ~
220A 2.5→4 mm

no accessories, :
014930

MASTER 350
400 V • 3 ~
320A 3.2→6 mm

no accessories,
014954

MASTER 450
400 V • 3 ~
400A 3.2→8 mm

no accessories,
014916

OPTIONS MASTER

MMA KITS

kit	A	L m	model	L m	model	mm²	mm²	Ref.
5	300	4	HELIX T300.50	4	CROCO T400.70	35	35/50	047341
6	300	4	SHARK X400.70	4	CROCO T400.70	35	35/50	038295
7	500	5	SHARK X500.95	4	TYREX 600.95	50	35/50	047419

EN60974-1	MADE IN P.R.C			I2	EN60974-1 (40°C)			Uo		Protected & compatible power generator (+/-15 %)		
		50 / 60 Hz	A	A	I (60%)	X% (I2 max)	100%	V	cm / kg	kW	kVA	cm / kg
EXPERT 110		230 V 1 ~	8	75 → 100 AC	—	—	—	48	47 × 24 × 32 / 13	6.5 kW	11 kVA	28 × 17 × 26 / 13
EXPERT 130		230 V 1 ~	10	55 → 130 AC	53 A	10 %	—	48	47 × 24 × 36 / 18	6.8 kW	11.3 kVA	39 × 19 × 32 / 18
EXPERT 220 DV		230 V 1 ~	25	65 → 220 AC	90 A	10 %	—	48	51 × 38 × 30 / 23	12 kW	20 kVA	42 × 37 × 25 / 23
		400 V 2 ~	13									
MASTER 250		400 V 3 ~ (50 Hz)	15	90 → 220 DC	167 A	35 %	126 A	40-68	65 × 75 × 44 / 86	9.9 kW	14.1 kVA	64 × 75 × 42 / 86
MASTER 350		400 V 3 ~ (50 Hz)	32	140 → 320 DC	243 A	35 %	149 A	60-80	68 × 75 × 58 / 132	16.4 kW	23.4 kVA	68 × 75 × 58 / 132
MASTER 450		400 V 3 ~ (50 Hz)	32	140 → 400 DC	306 A	35 %	234 A	60-85	57 × 85 × 65 / 136	22.5 kW	32.1 kVA	57 × 85 × 65 / 136

SMAW MMA
INVERTER

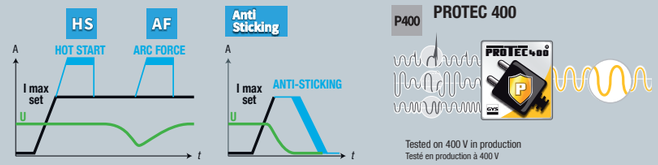

NEW ON DEMAND

230 V • 1 ~

GYSARC 80 NEW
230 V • 1 ~
80 A 1.6→2.5 mm
HS AF Anti Sticking

1.6 m, 10 mm² + 1.6 m, 10 mm²
065505

GYSARC 100
230 V • 1 ~
100 A 1.6→2.5 mm
HS AF Anti Sticking

1.6 m, 10 mm² + 1.6 m, 10 mm²
071551

GYSARC 120
230 V • 1 ~
120 A 1.6→3.2 mm
HS AF Anti Sticking

1.6 m, 10 mm² + 1.6 m, 10 mm²
013704

GYSARC 160
230 V • 1 ~
160 A 1.6→4 mm
HS AF Anti Sticking

1.6 m, 16 mm² + 1.6 m, 16 mm²
014664

GYSARC 200
230 V • 1 ~
200 A 1.6→5 mm
P400 HS AF Anti Sticking

1.6 m, 16 mm² + 1.6 m, 16 mm²
065512

EN60974-1	MADE IN GYS CHINA	~			I2	INTEGRATED TECHNOLOGY				X% GYS (20°C)	EN60974-1 (40°C)					
			50 / 60 Hz	A	A	P400	HS	AF	Anti sticking	for normal use	I (60%)	X% (I2 max)	100%	Uo	cm	kg
GYSARC 80		1	230 V	16	10 → 80	—	▪	▪	▪	40% @ 80 A	50 A	20%	35 A	63 V	13 × 22 × 10	2
GYSARC 100		1	230 V	16	10 → 100	—	▪	▪	▪	25% @ 100 A	50 A	14%	35 A	63 V	13 × 22 × 10	2
GYSARC 120		1	230 V	16	10 → 120	—	▪	▪	▪	40% @ 120 A	70 A	20%	55 A	63 V	15 × 23 × 10	2.7
GYSARC 160		1	230 V	16	10 → 160	—	▪	▪	▪	20% @ 160 A	85 A	10%	70 A	63 V	15 × 23 × 10	2.9
GYSARC 200		1	230 V	32	20 → 200	▪	▪	▪	▪	20% @ 200 A	100 A	10%	80 A	64 V	18 × 30 × 13	4.7

SMAW MMA INVERTER

POWER FACTOR CORRECTION PFC EN 61000-3-12 FV FLEXIBLE VOLTAGE

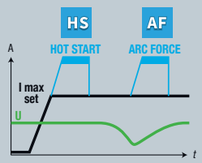

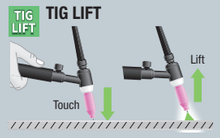

VRD inside
Voltage Reduction Device
Software & Hardware protection

	VRD ON	VRD OFF
	Uo =	
220 FV	14 V	80/86 V
300 TRI	20 V	83 V
400 TRI	20 V	84 V

4 in 1

1. MMA
2. TIG DC LIFT — Torches & consumables p. 33
3. GOUGING — Accessories p. 18
4. TIG HF • Exatig

EXATIG
013780

details p.25

110 › 230 V • 1 ~

GYSARC 220 FV CEL

Light Industry

110 → 230 V • 1 ~

220 A — Ø 1.6 → 5 mm

P400 PFC FV
VRD inside HS AF CEL cellulosic
Dynamic arc system — MMA PULSE
TIG LIFT — TIG PULSE — AD — IP 23

PFC POWER FACTOR CORRECTION: 185 V – 265 V (110 V – 230 V), 100 m

FV FLEXIBLE VOLTAGE: 85 V – 265 V (110 V – 230 V), 100 m

2 m, 25 mm² + 2 m, 25 mm²
065529

400 V • 3 ~

GYSARC 300 TRI

Heavy Duty

400 V • 3 ~

300 A — Ø 1.6 → 6.3 mm

VRD inside HS AF Anti Sticking CEL cellulosic
TIG LIFT — IP 23 — GOUGING

no accessories :
064959

GYSARC 400 TRI

Heavy Duty

400 V • 3 ~

400 A — Ø 1.6 → 6.3 mm

VRD inside HS AF Anti Sticking CEL cellulosic
TIG LIFT — GOUGING — IP 23

no accessories :
013551

OPTIONS

Pince de gougeage - Gouging Torch
- Fugenhobel-Zange
1 000 A
041516

Adaptateur gougeage
- Gouging clamp adaptor
- Fugenhobeladapter
70 mm² - 5 m
040670

Électrodes de gougeage - Gouging
- Electrodes - Fugenhobelelektrode
- Electrodos de carbono

Ø 5 mm	(x50)	069756
Ø 6.4 mm	(x50)	086081
Ø 8 mm	(x50)	086098

OPTIONS

Filter kit
046580

Hand remote control RC-HA1
8 m
045675

JOBSITE XL
600 x 1150 x 584 mm
039568

MMA KIT 7 500 A
047419

L m	model	L m	model	mm²	mm²
5	SHARK X500.95	4	TYREX 600.95	50	35/50

TIG torch kit SR17 V (valve)
4 m, 35 / 50 mm², Ø13
044401

CE NORM. EN60974-1	MADE IN GYS CHINA	~	50 / 60 Hz	A	A	INTEGRATED TECHNOLOGY P400	VRD	HS	AF	Anti sticking	CEL	TIG Lift	IP 23	X% GYS (20°C) for normal use	EN60974-1 (40°C) I (60%)	X% (12 max)	100%	Uo	cm / kg	Protected & compatible power generator (+/-15%)	
GYSARC 220 FV CEL		1	230V	16	10 → 220	▪	▪	▪	▪	▪	▪	▪	▪	40% @ 220 A	130 A	20%	100 A	86 V	42 × 21 × 35/ 10.5	8.5 kW	12.5 kVA
			110V	32	10 → 120									60% @ 120 A	90 A	30%	70 A	80 V			
GYSARC 300 TRI		3	400V	16	20 → 300	—	▪	▪	▪	▪	▪	▪	▪	100% @ 300 A	300 A	60%	230 A	83 V	54 × 46 × 28/ 26	10 kW	12.5 kVA
GYSARC 400 TRI		3	400V	32	20 → 400	—	▪	▪	▪	▪	▪	▪	▪	100% @ 400 A	400 A	60%	350 A	84 V	58 × 52 × 30/ 38	30 kW	36 kVA

SMAW MMA
INVERTER • 1~

Youtube

P400 PROTEC 400

Tested on 400 V in production
Testé en production à 400 V

PATENTS REGISTERED NUMBERS 001789298-0001 EUROPEAN TRADEMARK & DESIGN

TIG LIFT — Touch / Lift

ADS AUTO DOWN SLOPE — DS

PFC POWER FACTOR CORRECTION — 185 V ⇄ 265 V — 100 m

FV FLEXIBLE VOLTAGE — 85 V ⇄ 265 V — 100 m

POWER FACTOR CORRECTION PFC EN 61000-3-12 FV FLEXIBLE VOLTAGE

POTENTIOMETER

GYSMI 80P

230 V • 1 ~ — 80 A — Ø 1.6→2.5 mm

P400 HS AF Anti Sticking

1.6 m, 10 mm² + 1.6 m, 10 mm²
029958

1.6m, 10mm² + 1.6m, 10mm² + + +
029941

GYSMI 130P

230 V • 1 ~ — 130 A — Ø 1.6→3.2 mm

P400 HS AF Anti Sticking

2 m, 16 mm² + 1.6 m, 16 mm²
029972
030121

2 m, 16 mm² + 1.6 m, 16 mm² + LCD Techno 11 +
031449 TRUECOLOR

GYSMI 160P

230 V • 1 ~ — 160 A — Ø 1.6→4 mm

P400 HS AF Anti Sticking

2 m, 16 mm² + 1.6 m, 16 mm²
030077

2 m, 16 mm² + 1.6 m, 16 mm² + LCD Techno 11 +
030435 TRUECOLOR

2 m, 16 mm² + 1.6 m, 16 mm² + LCD Techno 9/13 +
031555 TRUECOLOR

GYSMI 200P

230 V • 1 ~ — 200 A — Ø 1.6→5 mm

P400 HS AF Anti Sticking

2 m, 16 mm² + 1.6 m, 16 mm²
030794

2 m, 16 mm² + 1.6 m, 16 mm² + LCD Techno 9/13 +
031579 TRUECOLOR

TRUECOLOR
2 m, 16 mm² + 1.6 m, 16 mm² + LCD Techno 11 +
Ø 2 mm, × 50 +
013360

DIGITAL

GYSMI E163

230 V • 1 ~ — 160 A — Ø 1.6→4 mm

P400 HS AF Anti Sticking MMA PULSE TIG LIFT ADS

2 m, 16 mm² + 1.6 m, 16 mm²
036635

2 m, 16 mm² + 1.6 m, 16 mm² + LCD Techno 9/13 +
013728 TRUECOLOR

GYSMI E200 FV

110 → 230 V • 1 ~ — 200 A — Ø 1.6→5 mm

P400 PFC FV HS AF Anti Sticking TIG LIFT ADS

2 m, 16 mm² + 1.6 m, 16 mm²
031210

2 m, 16 mm² + 1.6 m, 16 mm² + LCD Hermes 9/13 +
031531

OPTIONS

TIG torch kit SR17 V (valve)

4 m, 10 / 25 mm²
for GYSMI :
✓ 130P
✓ 160P
✓ 200P
✓ E163
✓ E200FV

044425

EN60974-1	MADE IN FRANCE	50/60 Hz	A	(MMA) A	(TIG) A	Ø mm	Ø1.6	Ø2	Ø2.5	Ø3.2	Ø4	Ø5	P400	PFC	FV	HS	AF	Anti sticking	MMA PULSE	TIG Lift	ADS	for normal use	I (60%)	X% (I2 max)	Uo	cm / kg	cm / kg	Protected & compatible power generator (+/-15%)	
				I2			# electrode / h						INTEGRATED TECHNOLOGY									X% GYS (20°C)	EN60974-1 (40°C)						
GYSMI 80 P		230V	10	10→80	—	1.6→2.5	62	50	20	—	—	—	■	—	—	■	■	■	—	—	—	45% @ 80 A	31 A	5%	85 V	23 x 14 x 10 / 2.2	41 x 33 x 13 / 4.7	3.5 kW	3.7 kVA
GYSMI 130 P		230V	13	10→130	—	1.6→3.2	62	50	47	24	—	—	■	—	—	■	■	■	—	—	—	55% @ 115 A	45 A	5%	72 V	25 x 17 x 10 / 2.9	41 x 34 x 14 / 5.8	4.5 kW	5.0 kVA
GYSMI 160 P		230V	16	10→160	—	1.6→4	62	50	47	45	22	—	■	—	—	■	■	■	—	—	—	60% @ 160 A	85 A	14%	72 V	27 x 17 x 11 / 4.2	42 x 35 x 14 / 6.7	6.5 kW	7.5 kVA
GYSMI 200 P		230V	32	10→200	—	1.6→5	62	50	47	45	30	21	■	—	—	■	■	■	—	—	—	58% @ 200 A	110 A	14%	72 V	27 x 18 x 14 / 5	43 x 37 x 17 / 8	7.5 kW	10 kVA
GYSMI E163		230V	16	10→160	10→160	1.6→4.0	62	50	47	45	22	—	■	—	—	✪	■	■	✪	■	✪	60% @ 160 A	85 A	14%	72 V	25 x 19 x 13.4 / 4.2	42 x 36 x 17 / 6.6	6.5 kW	7.5 kVA
GYSMI E 200 FV		230V	16	10→200	10→200	1.6→5.0	62	50	47	45	35	24	■	■	■	✪	■	■	—	■	■	64% @ 200 A	120 A	22%	96 V	27 x 21 x 14 / 5.5	42 x 37 x 17 / 8.8	7.5 kW	10 kVA
		110V	20	10→130	10→130																		95 A	39%					

SMAW MMA
INVERTER • 1~

PFC POWER FACTOR CORRECTION — 185 V ⇄ 265 V (110 V – 230 V) — 100 m

FV FLEXIBLE VOLTAGE — 85 V ⇄ 265 V (110 V – 230 V) — 100 m

SR SECONDARY REGULATION — I (A) STABLE

TIG LIFT TIG LIFT — Touch — Lift

ADS AUTO DOWN SLOPE — DS

VT VOLTAGE TEST

Youtube

AD ANTI-DUST VENTILATION CORRIDOR

IP 23 INDOOR /OUTDOOR

10/25 mm² Ø 9 mm

10/25 mm² Ø 9 mm

PFC EN 61000-3-12 POWER FACTOR CORRECTION

10/25 mm² Ø 9 mm

POWER FACTOR CORRECTION PFC EN 61000-3-12 FV FLEXIBLE VOLTAGE

35/50 mm² Ø 13 mm

POWER FACTOR CORRECTION PFC EN 61000-3-12 FV FLEXIBLE VOLTAGE

35/50 mm² Ø 13 mm

PROGYS 180A

230 V • 1 ~ — **180 A** — Ø 1.6 → 4 mm

P400 | HS | AF | Anti Sticking

2 m, 16 mm² — 1.6 m, 16 mm²

031425

2 m, 16 mm² — 1.6 m, 16 mm² — Ø 2.5 mm, × 11 — Ø 3.2 mm, × 9 — LCD Venus 9/13

013742 — TRUECOLOR

PROGYS 183 E

230 V • 1 ~ — **180 A** — Ø 1.6 → 4 mm

P400 | HS | AF | Anti Sticking | MMA PULSE | TIG LIFT | ADS



2 m, 16 mm² — 1.6 m, 16 mm²

013803



2 m, 16 mm² — 1.6 m, 16 mm² — LCD Techno 9/13

064836 — TRUECOLOR

PROGYS 200A PFC

Light Industry

230 V • 1 ~ — **200 A** — Ø 1.6 → 5 mm

P400 | PFC | HS | TIG LIFT | ADS



2 m, 25 mm² — 1.6 m, 25 mm²

031432

PROGYS 200E FV CEL

Light Industry

110 → 230 V • 1 ~ — **200 A** — Ø 1.6 → 5 mm

P400 | PFC | FV | SR | HS | AF | CEL cellulosic | ALU aluminium | Dynamic arc system >100V | TIG LIFT | ADS | VT



3 m, 25 mm² — 3 m, 25 mm²

030862

no accessories :
031852

PROGYS 220E FV CEL

Light Industry

110 → 230 V • 1 ~ — **220 A** — Ø 1.6 → 5 mm

P400 | PFC | FV | SR | VRD inside | HS | AF | CEL cellulosic | ALU aluminium | Dynamic arc system | MMA PULSE | TIG LIFT | ADS | TIG PULSE | AD | IP 23

no accessories :
014657

VRD inside

Voltage Reduction Device

	Uo (EN60974-1)	U (Voltmeter)
VRD ON	24 V	25 V
VRD OFF	77.5 V	76 V

OPTIONS

MMA KITS

	kit 3	kit 4	kit 5
I (A)	**200 A**	**200 A**	**300 A**
mm²	25	25	35
mm²	10 / 25	35 / 50	35 / 50
L (m)	3	3	4
ref.	047396	047402	047341

TIG torch kit SR17 V (valve)

4 m

for 10 / 25 mm², Ø9 :
- 180A
- 183 E
- 200A PFC

044425

for 35 / 50 mm², Ø13 :
- 200E FV CEL
- 220E FV CEL

044401



Heavy-duty case - Valise de chantier - Hartschalenkoffer

21 x 43 x 57 cm
3.9 kg

for PROGYS :
- 180A
- 183 E
- 200A PFC
- 200E FV CEL

060432

REMOTE CONTROL

Foot pedal RC-FA1
4 m
045682

045699

Hand remote control RC-HA1
8 m
045675

EN60974-1	MADE IN FRANCE	~	50 / 60 Hz	A	I2 MMA A	P400	PFC	FV	SR	VRD	HS	AF	CEL	ALU	Dynamic arc	MMA pulse	TIG Lift	ADS	TIG pulse	VT	AD	IP23	X% GYS (20°C) for normal use	EN60974-1 (40°C) I (60%)	X% (I2 max)	100%	Uo	cm / kg	Protected & compatible power generator (+/-15%)	
PROGYS 180A	1	230 V	16	10 → 180	■	—	—	—	—	—	—	—	—	—	—	—	—	—	—	—	—	78% @ 160 A	120 A	18%	85 A	72 V	13 x 23 x 28 / 5	7 kW	10 kVA
PROGYS 183 E	1	230 V	16	10 → 180	■	—	—	—	—	✿	—	—	—	—	—	■	■	■	—	—	—	—	78% @ 160 A	120 A	18%	85 A	73 V	19 × 28 × 14 / 5	7 kW	10 kVA
PROGYS 200A PFC	1	230 V	16	10 → 200	■	■	—	—	—	✿	—	—	—	—	—	—	■	■	—	—	—	—	64% @ 200 A	120 A	22%	90 A	96 V	21 × 27 × 14 / 9.3	7 kW	10 kVA
PROGYS 200E FV CEL	1	230 V	16	10 → 200	■	■	■	■	—	✿	✿	■	■	■	—	■	■	—	■	—	—	80% @ 200 A	135 A	25%	115 A	108 V	36 x 15 x 27 / 9.3	7 kW	10 kVA
		110 V	32	10 → 140																			90 A	40%					
PROGYS 220E FV CEL	1	230 V	16	5 → 220	■	■	■	■	■	✿	✿	■	■	■	■	■	■	■	—	■	■	80% @ 220 A	145 A	22%	120 A	77.5 V	41 × 34 × 22 / 12	8.5 kW	12.5 kVA
		230 V	32	5 → 220																			175 A	25%	145 A					
		110 V	32	5 → 140																			120 A	40%	100 A	69 V				

SMAW MMA
INVERTER • 3~

PFC POWER FACTOR CORRECTION
185 V ⇐ 265 V
110 V 230 V
100 m

FV FLEXIBLE VOLTAGE
85 V ⇐ 265 V
110 V 230 V
100 m

FLEX
110V 480V
1~ 3~

IP 23
INDOOR /OUTDOOR

35/50 mm²
Ø 13 mm

PROGYS FLEX 280 CEL

110 → 480 V • 1 → 3 ~

280 A — Ø 1.6 → 5 mm

Heavy Duty
Petrol Offshore

PFC FV FLEX SR
HS AF CEL cellulosic ALU aluminium
Dynamic arc system >100V MMA PULSE
TIG LIFT ADS VT AD IP 23

no accessories :
013544

Youtube

POWER FACTOR CORRECTION PFC EN 61000-3-12 FV FLEXIBLE VOLTAGE

7 in 1
MULTIPROCESS INVERTER

70/95 mm²
Ø 13 mm

EASY USB UPDATE
DIRECT COMPUTER

MEMORY : 50 MMA JOBS + 50 TIG JOBS

VRD inside
Voltage Reduction Device
Software & Hardware protection

	Uo (EN60974-1)	U (Voltmeter)
VRD ON	26 V	29 V
VRD OFF	84 V	80 V
ON → OFF sensibility	< 200 Ω	
OFF → ON delay	< 0.3 s	

IP 23
INDOOR /OUTDOOR

1. MMA
2. MMA • PULSE — MMA kits p. 19
3. TIG DC LIFT — Torches & consumables p. 33
4. GOUGING — Accessories p. 19
5. MIG • Portable feeder — NOMADFEED p. 50
6. MIG • Wire feeder — EXAFEED p. 50
7. TIG HF • Exatig

EXAGON 400 CC/CV

400 V • 3 ~

400 A — Ø 1.6 → 6.3 mm

Heavy Duty
Pipe
Petrol Offshore

SR VRD inside
HS AF CEL cellulosic ALU aluminium
MMA PULSE
TIG LIFT GOUGING AD IP 23

no accessories/no trolley :
010925

EXATIG
013780

UNIVERSAL
DC POWER SOURCE → EXATIG → TIG WELDING

details p.25

OPTIONS

Foot pedal RC-FA1
4 m
045682

045699

Hand remote control RC-HA1
8 m
045675

Filter kit
(FLEX 280 CEL - EXAGON)
046580

TIG torch kit SR17V (valve)
4 m
35 / 50 mm²
Ø13

✓ FLEX 280CEL
✓ EXAGON 400

044401

	EN60974-1 / MADE IN FRANCE	~	50 / 60 Hz	A	MMA	TIG	MIG	PFC	FV	FLEX	SR	VRD	HS	AF	CEL	ALU	MMA PULSE	TIG Lift	ADS	VT	AD	IP23	for normal use	I (60%)	X% (12 max)	100%	Uo	cm / kg	Protected & compatible power generator (+/-15%)	
					I2			INTEGRATED TECHNOLOGY															X% GYS (20°C)	EN60974-1 (40°C)						
PROGYS FLEX 280 CEL		1	110 → 180 V	32	5 → 140	5 → 140	—	■	■	■	■	—	✿	✿	■	■	■	■	■	■	■	■	100% @ 230 A	115 A	30 %	90 A	100 V	59 × 47 × 34 / 22	10 kW	12.5 kVA
			180 → 300 V	25	5 → 200	5 → 200																		180 A	40 %	150 A				
		3	300 → 480 V	16	5 → 280	5 → 280																		200 A	35 %	170 A				
EXAGON 400 CC/CV		3	400 V	32A	5 → 400	5 → 400	15 → 400	—	—	—	■	■	✿	✿	■	■	■	■	—	—	■	■	100% @ 350 A	400 A	60%	350 A	84 V	58 × 52 × 30 / 36	30 kW	36 kVA

EXAGON MV

7 in 1

MULTIPROCESS INVERTER

EASY USB UPDATE
DIRECT COMPUTER

MEMORY : 50 MMA JOBS + 50 TIG JOBS

VRD inside
Voltage Reduction Device
Software & Hardware protection

	Uo (EN60974-1)	U (Voltmeter)
VRD ON	26 V	29 V
VRD OFF	84 V	80 V
ON → OFF sensibility	< 200 Ω	
OFF → ON delay	< 0.3 s	

IP 23
INDOOR /OUTDOOR

1. MMA
2. MMA • PULSE — MMA kits p. 19
3. TIG DC LIFT — Torches & consumables p. 33
4. GOUGING — Accessories p. 19
5. MIG • Portable feeder — NOMADFEED p. 52
6. MIG • Wire feeder — NEOFEED p. 52
7. TIG HF • Exatig

NEW 08/2022

EXAGON 400 MV

208 → 525 V • 1 → 3 ~

400 A — Ø 1.6 → 6.3 mm

Heavy Duty · Pipe · Petrol Offshore

SR · VRD inside · HS · AF · CEL cellulosic · ALU aluminium · MMA PULSE · TIG LIFT · GOUGING · AD · IP 23

no accessories/no trolley :
069718

EXATIG
013780

UNIVERSAL

details p.25

CE NORM. EN60974-1	MADE IN FRANCE	~	50 / 60 Hz	A	MMA	TIG	MIG	PFC	FLEX	SR	VRD	HS	AF	CEL	ALU	MMA PULSE	TIG Lift	AD	IP23	for normal use	I (60%)	X% (12 max)	100%	Uo	cm / kg	Protected & compatible power generator (+/-15 %)	
					I2			INTEGRATED TECHNOLOGY												X% GYS (20°C)	EN60974-1 (40°C)						
EXAGON 400 MV		1	208 → 300 V	63	15 → 270	10 → 270	10 → 270	■	■	■	■	✪	✪	■	■	■	■	■	■	100% @ 220 A	270 A	60 %	220 A	80 V	66 × 52 × 30 / 36	30 kW	36 kVA
			300 → 525 V	32																							
		3	208 → 300 V	63	15 → 400	10 → 400	10 → 400													100% @ 350 A	400 A	60 %	350 A				
			300 → 525 V	32																							

PROGYS FLEX 280 CEL

pack PROGYS 280 TIG 1 062573	EXATIG 013780	SR26 L, 8 m 046184		4 m, 50 mm² 047853	5 m, Ø 95 mm² 032439 (x2)	
pack PROGYS 280 TIG 2 062580	EXATIG 013780	SR26 L, 8 m 046184		4 m, 50 mm² 047853	5 m, Ø 95 mm² 032439 (x2)	Jobsite XL 039568
pack PROGYS 280 TIG 3 062955	EXATIG 013780		SR26 DB, 8 m 046177	4 m, 50 mm² 047853	5 m, Ø 95 mm² 032439 (x2)	



pack PROGYS 280 MAG 1 062559	NOMADFEED 425-4 036291	Fe/CrNi , 350 A, 4 m, AIR 040946	TYPE C, Ø 1/1.2 (Original Equipment)	4 m, 50 mm² 047853	5 m, Ø 95 mm² 032439	
pack PROGYS 280 MAG 2 062566	NOMADFEED 425-4 036291	Fe/CrNi , 350 A, 4 m, AIR 040946	TYPE C, Ø 1/1.2 (Original Equipment)	4 m, 50 mm² 047853	5 m, Ø 95 mm² 032439	Jobsite XL 039568

EXAGON 400 CC/CV

pack EXAGON MMA 1 012387	5 m, 50 mm²	4 m, 50 mm²			
	MMA kit 7 047419				
pack EXAGON MMA 2 012394	5 m, 50 mm²	4 m, 50 mm²			Jobsite XL 039568
	MMA kit 7 047419				
pack EXAGON MMA 3 012400	5 m, 50 mm²	4 m, 50 mm²	Gouging torch, 1000 A 041516	Cable 5 m for gouging torch 040670	Jobsite XL 039568
	MMA kit 7 047419				

pack EXAGON TIG 1 062597	EXATIG 013780	SR26 L, 8 m 046184		4 m, 50 mm² 047853	Command cable, 11 m 036925	10 m, Ø 95 mm² 032446 (x2)	
pack EXAGON TIG 2 062603	EXATIG 013780	SR26 L, 8 m 046184		4 m, 50 mm² 047853	Command cable, 11 m 036925	10 m, Ø 95 mm² 032446 (x2)	Jobsite XL 039568
pack EXAGON TIG 3 062948	EXATIG 013780		SR26 DB, 8 m 046177	4 m, 50 mm² 047853	Command cable, 11 m 036925	10 m, Ø 95 mm² 032446 (x2)	

EXAGON 400 MV

NEW

pack EXAGON MV MMA 1 076235	5 m, 50 mm²	4 m, 50 mm²			
	MMA kit 7 047419				
pack EXAGON MV MMA 2 076242	5 m, 50 mm²	4 m, 50 mm²			Jobsite XL 039568
	MMA kit 7 047419				
pack EXAGON MV MMA 3 076259	5 m, 50 mm²	4 m, 50 mm²	Gouging torch, 1000 A 041516	Cable 5 m for gouging torch 040670	Jobsite XL 039568
	MMA kit 7 047419				

pack EXAGON MV TIG 1 076266	EXATIG 013780	SR26 L, 8 m 046184		4 m, 50 mm² 047853	10 m, Ø 95 mm² 032446 (x2)	
pack EXAGON MV TIG 2 076273	EXATIG 013780	SR26 L, 8 m 046184		4 m, 50 mm² 047853	10 m, Ø 95 mm² 032446 (x2)	Jobsite XL 039568
pack EXAGON MV TIG 3 076280	EXATIG 013780		SR26 DB, 8 m 046177	4 m, 50 mm² 047853	10 m, Ø 95 mm² 032446 (x2)	

PORTE-ÉLECTRODES - Electrode holders - Elektrodenhalter - Portaelectrodos - Elektrodenhouder - Porta electrodos

HELIX, VESTALE & PYTHON

	HELIX T200.25	HELIX T300.50	HELIX T400.70	HELIX PRO T400.70	HELIX PRO T500.95	PYTHON T500.95	VESTALE T500.95
A	200 A	300 A	400 A	400 A	500 A	500 A	500 A
max	25 mm²	50 mm²	70 mm²	70 mm²	95 mm²	95 mm²	95 mm²
A (X%)	200A (35%) 150A (60%)	300A (35%) 250A (60%)	400A (35%) 300A (60%)	400A (35%) 300A (60%)	500A (35%) 400A (60%)	500A (35%) 400A (60%)	500A (35%) 400A (60%)
min/max	2 > 3.2 mm	2 > 4 mm	2 > 6.3 mm	1.6 > 6.3 mm	2 > 8 mm	1.6 > 8 mm	2 > 8 mm
x1 (vrac)	043497	038288	043732	039919	039902	038011	038097

SHARK

	SHARK X200.35	SHARK PRO C300.35	SHARK X300.50	SHARK X400.70	SHARK C400.95	SHARK X500.95	SHARK C600.120
A	200 A	300 A	300 A	400 A	400 A	500 A	600 A
max	35 mm²	35 mm²	50 mm²	70 mm²	95 mm²	95 mm²	120 mm²
A (X%)	200A (35%) 150A (60%)	300A (35%) 250A (60%)	300A (35%) 250A (60%)	400A (35%) 300A (60%)	400A (35%) 300A (60%)	500A (35%) 400A (60%)	600A (35%) 500A (60%)
min/max	1.6 > 4 mm	1.6 > 4 mm	1.6 > 5 mm	2 > 6.3 mm	2 > 6.3 mm	2 > 8 mm	2 > 10 mm
x1 (vrac)	043503	039926	043510	038004	043725	043718	046542
*x1 (blister)	043602		043701				
	x 50 043558		x 25 043565				

PORTE-ÉLECTRODES ASSEMBLÉS
- Electrode holder kits
- Montierter Elektrodenhalter

A		L m	mm²	mm²	Ø		ref.
150 / 200	SHARK X200.35	4	16	10 / 25	9	x1	043848
200	SHARK X200.35	4	25	35 / 50	13	x1	043855
300	SHARK X300.50	4	35	35 / 50	13	x1	043862
500	SHARK X500.95	4	50	35 / 50	13	x1	043879
600	SHARK C600.120	5	70	35 / 50	13	x1	047006

KIT POUR POSTES MMA (CÂBLES + PINCES + CONNECTEURS)
- MMA kits (Electrode holder + earth clamp + cable/connectors)
- Kit MMA (cables + pinzas + conectadores)
- MMA-Sets (Elektrodenhalter + Masseklemme montiert)

	A	L (m)	model	L (m)	model	mm²	mm²	Ø		Ref.
kit 1	150/200 A	1.6	SHARK X200.35	2	CROCO A200.35	16	10 / 25	9	x1	047372
kit 2	200 A	1.6	SHARK X200.35	2	CROCO A200.35	25	10 / 25	9	x1	047389
kit 3	200 A	3	SHARK X300.50	3	CROCO T400.70	25	10 / 25	9	x1	047396
kit 4	200 A	3	SHARK X300.50	3	CROCO T400.70	25	35 / 50	13	x1	047402
kit 5	300 A	4	HELIX T300.50	4	CROCO T400.70	35	35 / 50	13	x1	047341
kit 6	300 A	4	SHARK X400.70	4	CROCO T400.70	35	35 / 50	13	x1	038295
kit 7	500 A	5	SHARK X500.95	4	TYREX 600.95	50	35 / 50	13	x1	047419
kit 8	600 A	5	SHARK C600.120	4	TYREX 600.95	70	35 / 50	13	x1	047426

OPTION TIG LIFT - TIG torch with valve - WIG-Schlauchpacket

TIG torch kit SR17V (valve)
4 m

for 10 / 25 mm², Ø9 :
✓ GYSMI 130P / 160P / 200P / E160 / E163 / E200 FV
✓ PROGYS 180A / 183E / 200A PFC
044425

for 35 / 50 mm², Ø13 :
✓ GYSARC 220 FV CEL / 300TRI / 400TRI
✓ PROGYS 200E FV CEL / 220E FV CEL / 250 TRI / CEL 250 TRI / FLEX 280 CEL / EXAGON 400
044401

BINZEL

GUIDE CÂBLE DE SOUDAGE
- Welding cable hitch - Schweißkabelführung

044234

SUPPORT PORTE-ÉLECTRODES MAGNÉTIQUE
- Electrode holder stand with magnetic base - magnetischer Elektrodenhalter

038028

GOUGEAGE - Gouging - Fugenhobeln

Pince de gougeage - Gouging Torch
- Fugenhobel-Zange, 1 000 A
041516

Câblepour pince de gougeage
- Cable for gouging torch
- Anschlusskabel für Fugenhobel-Brenner
70 mm² - 5 m
040670

Électrodes de gougeage - Gouging - Electrodes
- Fugenhobelelektrode - Electrodos de carbono

Ø 5 mm	(x50)	069756
Ø 6.4 mm	(x50)	086081
Ø 8 mm	(x50)	086098

MARTEAUX À PIQUER - Chipping Hammers - Schlaghammer - Martillos

HAMMER 260
260 mm, 240 g (x1)
044159

HAMMER 285
285 mm, 425 g (x1)
044128

HAMMER 370 PRO
Premium
270 mm / 370 g (x1)
066663

HAMMER 290 PRO
Premium
290 mm, 465 g (x1)
044135

HAMMER 320 PRO
Premium
320 mm, 425 g (x1)
044142

BROSSES - Wire brushes - Bürsten - Spazzola - Cepillos

			Acier - Steel - Stahl - Acero - Staal - Aço		Inox - Stainless - Edelstahl	
A	4	—	(x1)	044241	(x1)	044258
			(x24)	044265	(x24)	044272
B	3	—	(x1)	044227	(x1)	044289
C	2	•	(x1)	044166	—	
D		—	(x1) Laiton - Brass	038073	—	
			(x1) Zinc	038080		

ACIER/STEEL

6013 - Rutile - Rutile- Rutilos - Rutielen - Rútilos

Normes - Norms - Normen - Norma
AWS A 5.1 : E 6013
EN ISO 2560-A : E 420 RC 11
DB - Zulassung-Nr : 10.064.02

Position
Polarity (-)

Mechanic
Re : 440 Mpa
Rm : 540 Mpa
A 5 d : 24%
Impact energy : 0°C 50j

	⌀	x ...				kg
A	Ø 1.6	300	210	■		085114	1.65
A	Ø 2.0	350	155	■		085121	2.08
A	Ø 2.5	350	110	■		085138	2.11
A	Ø 3.2	350	70	■		085145	2.09
A	Ø 4.0	350	47	■		085152	2.21
B	Ø 2.0	350	355		■	085022	4.82
B	Ø 2.5	350	230		■	085039	4.46
B	Ø 3.2	350	165		■	085046	4.85
B	Ø 4.0	350	110		■	085053	5.39

⌀	x ...	
Ø 1.6	17	084315
	50	084414
Ø 2.0	13	084322
	50	084421
Ø 2.5	11	084339
	50	084438
Ø 3.2	9	084346
	50	084445
Ø 4.0	8	084353
	50	084452

⌀		x ...		kg
Ø 2.5	350	75	081598	1.5
		252	086005	4.6
Ø 3.2	350	54	081604	1.7
		172	086012	5
Ø 4.0	350	117	086029	5

7018 (low hydrogen) - Basic - Basisch - Baísicos - Basis

Normes - Norms - Normen - Norma
AWS A 5.1 : E 7018-1
ISO 2560-A : E 42 4B 42 H5

Position
Polarity (+/-)

Mechanic
Re : 470 Mpa
Rm : 560 Mpa
A 5d : 26%
Impact energy : -40°C 60j
H2-H5 (5 ml/100 g)

⌀		x ...			(2 kg) AIR SEALED
Ø 2.0	300	13	A	066717	
Ø 2.5	350	10	A	066724	
		210	B	081918	
		84			081970
Ø 3.2	350	7	A	066731	
		130	B	081925	
		54			081987
Ø 4.0	350	6	A	066748	
		96	B	081932	
		38			081994

ALUMINIUM - Aluminium - Aluminio

4043

Normes - Norms - Normen - Norma
AWS A 5.3 : E 4043
ISO 18273 : Al 4043 A
DIN 1732 : EL-AlSi5

Position
Polarity (+)

Mechanic
Re : 100 MPa
Rm : 200 MPa
A 5 d : 5%
Impact energy : -20°C 20j

⌀	x ...		kg
Ø 2.5	7	073708	–
Ø 3.2	5	084803	–
Ø 3.2	147	081949	2

ACIER INOXYDABLE - Stainless Steel - Edelstahl

312R



Position
Polarity (+)

Normes - Norms - Normen - Norma
AWS 5.4 / E312-16
EN ISO 3581-A / E 29 9 R

Mechanic
Re : 450 MPa
Rm : 680 MPa
A 5 d : 25%
Impact energy : -20°C 60j

Dissimilar Electrodes - Maintenance & Repair

⌀	x ...	
Ø 2.0	84	073661
Ø 2.5	54	081475
Ø 3.2	28	081468
Ø 4.0	19	073678

308L

Position
Polarity (+)

Normes - Norms - Normen - Norma
AWS A 5.4 : E 308 L-17
EN ISO 3581-A : E 19 9L R32

Mechanic
Re : 380 MPa
Rm : 600 MPa
A 5 d : 38%
Impact energy : -20°C 60j

⌀	x ...	
Ø 2.0	14	073692
Ø 2.5	10	082328

316L

Position
Polarity (+)

Normes - Norms - Normen - Norma
AWS A 5.1 : E 316 L-16
EN ISO 3581-A : E 19 12 3L R31
DIN 8556 : E 19 12 3 NCR23

Mechanic
Re : 350 MPa
Rm : 490 MPa
A 5 d : 30%
Impact energy : -20°C 60j

⌀	x ...	
Ø 1.6	14	073685
Ø 2.0	12	082359
Ø 2.5	10	082335
Ø 2.5	30	081499
Ø 3.2	8	082342
Ø 3.2	25	081482
Ø 3.2	600 (20 kg)	081963

FONTE - Cast Iron- Gusselektroden - Hierro Colado - Gietijzer - Ferro Fundido

Normes - Norms - Normen - Norma
AWS A 5.15 : E Ni Fe CI
EN ISO 1071 : EC NiFe-CI1
DIN 8573 : E Ni Fe BG 13

Position
Polarity (+)

Mechanic
Re : 390 MPa
Rm : 550 MPa

⌀	x ...	
Ø 2.5	12	083332
Ø 3.2	9	083349
Ø 3.2	156	081956

RECHARGEMENT - Hardfacing - Auftragschweißen - Recargue - Herladen - Enchimento

Normes - Norms - Normen - Norma
EN 14700 : E Fe 2
DIN 8555 : E2-UM-60

Position
Polarity (-)

Mechanic
55/60 HRC
580-610 HB

⌀		x ...		kg
Ø 3.2	450	141	081529	6.6
Ø 4.0	450	93	081512	6.8
Ø 2.5	350	46	081543	1
Ø 3.2	450	22	081574	1
Ø 4.0	450	14	081581	1

CARQUOIS ISOTHERMIQUE POUR ÉLECTRODES - Electrode canister - Thermo-Isolierbox für Schweißelektroden

45 cm
Capacité - Capacity
- Kapazität - Capacidad :
7 kg

060258

ÉTUVES ÉLECTRODES - Electrodes oven - Elektrodenofen

DRY 5.150
Capacity :
5 kg - 150°C
060685

DRY 5.200R
Capacity :
5 kg - 50>200°C
060692

DRY 10.350R
Capacity :
10 kg - 50>400°C
060708

GTAW TIG DC

Youtube

PFC POWER FACTOR CORRECTION — 185 V ⇄ 265 V — 100 m

FV FLEXIBLE VOLTAGE — 85 V ⇄ 265 V — 100 m

SR SECONDARY REGULATION — I (A) STABLE

IP 23 INDOOR /OUTDOOR

AD ANTI-DUST VENTILATION CORRIDOR

POWER FACTOR CORRECTION PFC EN 61000-3-12 FV FLEXIBLE VOLTAGE

TIG 160 DC LIFT

160 A | 230 V • 1 ~

P400 | L/DB

2m, 16mm² 1.6m, 16mm² SR17DB, 4m

011106

PROTIG 161 DC

160 A | 230 V • 1 ~

P400 | SR | AID | TIG PULSE | L/DB | MMA PULSE

no accessories :

066649

2m, 25mm² 2 m, 25mm² SR17DB, 4m

062054

PROTIG 200 DC

200 A | 230 V • 1 ~

P400 | SR | AID | TIG PULSE | L/DB | MMA PULSE

2m, 25mm² 2m, 25mm² SR26DB, 4m

062009

PROTIG 201 DC FV

200 A | 110 → 230 V • 1 ~

P400 | PFC | FV | SR | AID | TIG PULSE | L/DB/P

no accessories :

065772

2m, 25mm² 2m, 25mm² SR17DB, 4m

065765

PROTIG 221 DC FV

220 A | 110 → 230 V • 1 ~

P400 | PFC | FV | SR | AID | TIG PULSE | L/DB/P | MMA PULSE

no accessories :

012431

TIG 300 DC

300 A | 400 V • 3 ~

SR | AID | TIG PULSE | CONNECT 5 ARC ON | L/DB/P | CEL cellulosic | MMA PULSE | AD | IP 23

no accessories :

012318

OPTIONS

Heavyduty case - Valise de chantier - Gerätekoffer
21 x 43 x 57 cm
3.9 kg

✓ 160 DC-LIFT
✓ 161 DC

060432

Foot pedal RC-FA1
4 m
045682

Hand remote control RC-HA1
8 m
045675

EN60974-1		50 / 60 Hz	AM A	I_2 TIG A	I_2 MMA A	P400	PFC	FV	SR	AID	TIG PULSE	MMA PULSE	CEL	AD	IP23	TIG EN60974-1 (40°C) IA (60%)	TIG X% (I2 max)	TIG 100%	MMA EN60974-1 (40°C) IA (60%)	MMA X% (I2 max)	Uo	cm	kg	Protected & compatible power generator (+/-15 %)	
MADE IN FRANCE	TIG 160 DC Lift	230 V 1~	16	20 → 160	20 → 160	■	—	—	—	—	—	—	—	—	—	95 A	22 %	—	80 A	17 %	72 V	21 x 27 x 14	9	6 kW	7.5 kVA
	PROTIG 161 DC	230 V 1~	16	10 → 160	10 → 160	■	—	—	■	■	0.1 → 100 Hz	0.4 → 20 Hz	—	—	—	105 A	20 %	95 A	95 A	15 %	92 V	36 x 28 x 16	7.5	6 kW	7.5 kVA
MADE IN GYS CHINA	PROTIG 200 DC	230 V 1~	16	5 → 200	10 → 160	■	—	—	■	■	0.1 → 900 Hz	0.4 → 20 Hz	—	—	—	115 A	20%	90 A	90 A	20 %	65 V	43 × 33 × 21	10	7 kW	
MADE IN FRANCE	PROTIG 201 DC FV	110 V 1~	32	10 → 180	10 → 140	■	■	■	■	■	0.1 → 2000 Hz	0.4 → 20 Hz	—	—	—	125 A	25 %	110 A	100 A	25 %	70 V	41 × 20 × 23	10	6 kW	7.5 kVA
		230 V 1~	16	10 → 200	10 → 200											165 A	30 %	140 A	135 A	20 %					
	PROTIG 221 DC FV	110 V 1~	32	5 → 180	10 → 140	■	■	■	■	■	0.1 → 2000 Hz	0.4 → 20 Hz	—	—	—	125 A	40 %	140 A	120 A	30 %	76 V	42 x 35 x 23	14	8.5 kW	
		230 V 1~	13	5 → 220	10 → 200											165 A	35 %		135 A	25 %					
	TIG 300 DC	400 V 3~	16	5 → 300	10 → 250	—	—	—	■	■	0.1 → 2000 Hz	0.4 → 20 Hz	■	■	■	255 A	35 %	240 A	220 A	30 %	90 V	52 × 40 × 25	23	10 kW	12.5 kVA

TITAN

GTAW TIG DC

SOFTWARE UPDATE

EN 1090

TIG

STANDARD DC	LIFT
PULSE	SPOT
FAST PULSE 10 › 20 kHz	TACK

WAVE FORMS

Pulse
16 combinations

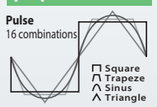

E TIG

CONSTANT ENERGY

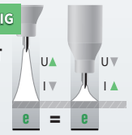

MMA

STANDARD	PULSE

PRODUCTIVITY

QUICK LOAD

MULTIJOB

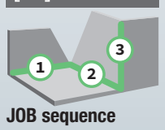

JOB sequence

AUTOMATION

CONNECT 5 ARC ON

for Automation (5 programs)

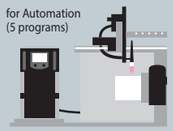

SAM ✓

Automation module compatibility

SAM (details p.59)

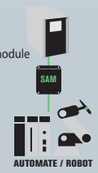

TITAN 400 DC

400 A | 400 V • 3 ~

SR AID L/DB/P IP 23

no accessories :
013520

OPTION
Cooling unit **WCU 1kW C**
1000 W, 5.5 L, 15 kg
liquid not included
013537

OPTIONS

Foot pedal RC-FA1
4 m
045682

Hand remote control RC-HA1
8 m
045675

Remote control RC-HD2
062122

details p.58

Filter kit
046580

USB key
16 Go/GB
included
062344

Skate TITAN (+WCU)
700 x 100 x 350 mm
037717

CE NORM. EN60974-1	MADE IN FRANCE		AM	I2 TIG	I2 MMA	INTEGRATED TECHNOLOGY							TIG EN60974-1 (40°C)			MMA EN60974-1 (40°C)					Protected & compatible power generator (+/-15 %)
		50 / 60 Hz	A	A	A	SR	TIG PULSE	E TIG	WAVE FORMS	MMA PULSE	CEL	IP23	I (60%)	X% (I2 max)	100%	IA (60%)	X% (I2 max)	Uo	cm	kg	
TITAN 400 DC		400 V 3~	32	3 → 400	5 → 400	■	0.1 → 20 000 Hz	■	■	■	■	■	400 A	60 %	360 A	400 A	60 %	82 V	68 × 30 × 54	40	30 kW

EXATIG

HF IGNITION CONTROL UNIT

✓2T ✓4T

✓HF 9kV

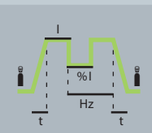

FULL CONTROL

SPECIAL EXAGON 400



UNIVERSAL

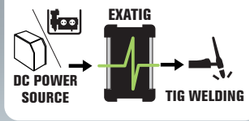

INDOOR /OUTDOOR

L/DB/P

EXATIG
no accessories :
013780



5 › 25 L/min

70/95 mm²
Ø 13 mm

OPTIONS EXATIG

x2
045712

Tuyau caoutchouc- Rubber hose, Ø 6.0 X 12 (DIN 73379)
4 m 046269
x m 046276

Power cable 10 m
032446
x 2 for Exatig

EXATIG / EXAGON connection

Command cable
2.8 m 063907
6 m 063914
11 m 036925

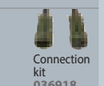

Connection kit
036918

Fixing kit for trolley T/M 400A
037779

CE NORM. EN60974-1	MADE IN FRANCE	I2 TIG	U1 min	U1 max	X% GYS (20°C) for normal use	EN60974-1 (40°C) I (60%)	X% (I2 max)	100%	cm	kg
EXATIG		40 → 400	10 V	100 V	100%@220 A	270 A	25%	220 A	34 × 26 × 16	6.5

ORBITIG

POWER SUPPLY FOR ORBITAL TIG DC

CAN OPEN PROTOCOL

REAL TIME TRACKING

✓HF ✓LIFT

POWER FACTOR CORRECTION PFC EN 61000-3-12 FV FLEXIBLE VOLTAGE

ORBITIG 200A

220 A | 110 → 230 V • 1 ~

PFC FV SR

no accessories :
012448

35/70 mm²
Ø 13 mm

CAN BUS - CAN OPEN PROTOCOL



CE NORM. EN60974-1	MADE IN FRANCE	50 / 60 Hz	A	I2	EN60974-1 (40°C) X% (I2 max)	I2 (60%)	I2 (100%)	mm²	cm	kg
ORBITIG 200A		110 V 1~	32	5 → 180	40%	125A	110A	35/70	39 × 29 × 16	9
		230 V 1~	16	5 → 220	35%	165A	140 A			

GTAW TIG AC/DC

Youtube

VRD inside Voltage Reduction Device

Software & Hardware protection

	Uo (EN60974-1)	U (Voltmeter)
VRD ON	26 V	29 V
VRD OFF	70 V	57 V
ON → OFF sensibility	< 200 Ω	
OFF → ON delay	< 0.3 s	

PROTIG 200 AC/DC

200 A 230 V • 1 ~

P400 | SR | VRD inside | TIG PULSE | L/DB | AD | MMA PULSE

2m, 25mm² + 2m, 25mm² + SR26DB, 4m

068742

PROTIG 201 AC/DC FV

200 A 110 → 230 V • 1 ~

P400 | PFC | FV | SR | VRD inside | TIG PULSE | L/DB/P | AD | MMA PULSE

no accessories :

061828

2m, 25mm² + 2m, 25mm² + SR26DB, 4m

063945

PROTIG 201L AC/DC

200 A 230 V • 1 ~

P400 | PFC | SR | VRD inside | TIG PULSE | L/DB/P | AD | MMA PULSE

no accessories :

062610

2m, 25mm² + 2m, 25mm² + SR20DB, 4m

063952

ACCESSIBILITY

ERGONOMIC & EASY
Large 5 inch LCD colour screen

8 languages
- French
- English
- German
- Italian
- Spanish
- Portuguese
- Dutch
- Russian

TIG

STD AC/DC | SPOT
PULSE | TACK
LIFT | AC MIX

WAVE FORMS

AC & Pulse
4 combinations

Square
Trapeze
Sinus
Triangle

MMA

STANDARD | PULSE

MMA AC

AUTOMATION

CONNECT 5 ARC ON

for Automation
(5 programs)

ALU SHOCK RESISTANT

FAN LESS
★★★ UNIQUE ★★★ TECHNOLOGY by GYS

100 % DUST PROOF

LIQUID COOLED ELECTRONICS

OPTION
Cooling unit
WCU 1kW A
1000 W, 3 L, 14 kg
liquid not included
039773

TIG 220 AC/DC FV

220 A 110 → 230 V • 1 ~

P400 | PFC | FV | SR | AID | TIG PULSE | WAVE FORMS | CONNECT 5 ARC ON | L/DB/P | MMA PULSE | IP 23

no accessories :

011908

OPTION TROLLEYS
Diable 10m³
TIG 220 AC/DC
550 x 1115 x 525 mm
max 10 m³(50 l)
039704

TIG 250 AC/DC

250 A 400 V • 3 ~

250A 60 % TIG

SR | AID | TIG PULSE | CONNECT 5 ARC ON | L/DB/P | IP 23 | FAN LESS

no accessories :

012004

OPTION TROLLEYS
for TIG 250 AC/DC
max 10 m³(50 l)
040960

OPTIONS

Foot pedal RC-FA1
4 m
045682

Hand remote control RC-HA1
8 m
045675

Cooling liquid (not included)

5 L
062511

10 L
052246

Screen protections
(x5)
044043



		50/60Hz	A	AC	DC	P400	PFC	FV	SR	AID	TIG PULSE	WAVE FORMS	IP23	FAN LESS	AD	I (60%)	X% (I2 max)	100 %	I (60%)	X% (I2 max)	Hz	Uo	mm²	cm	kg	Protected & compatible power generator (+/-15 %)
				I2 TIG A		INTEGRATED TECHNOLOGY										TIG EN60974-1 (40°C)			MMA EN60974-1 (40°C)		Freq. AC					
MADE IN GYS CHINA	PROTIG 200 AC/DC	230V•1~	13	10→200	10→160	■	—	—	■	■	0.1→2000Hz (DC) 0.1→10 Hz (AC)	—	—	—	■	AC 90 A	DC 100 A	AC 13%	DC 25%	—	100 A	25%	20→200	70 V	Ø 13, 35/50	41×36×24	15	7.5 kW
MADE IN FRANCE	PROTIG 201 AC/DC FV	110V•1~	20	10→160	10→160	■	■	■	■	■	0.1→2000Hz (DC) 0.1→10 Hz (AC)	—	—	—	■	AC 105 A	DC 120 A	AC 20%	DC 25%	—	90 A	32%	20→200	70 V	Ø 13, 35/50	41×36×24	15	7.5 kW
		230V•1~	13	10→200	10→160											AC 90 A	DC 100 A	AC 13%	DC 25%		100 A	25%						
	PROTIG 201 L AC/DC	230V•1~	13	10→200	10→160	■	■	—	■	■	0.1→2000Hz (DC) 0.1→10 Hz (AC)	—	—	—	■	AC 90 A	DC 100 A	AC 13%	DC 25%	—	100 A	25%	20→200	70 V	Ø 13, 35/50	43×50×24	20.5	7.5 kW
	TIG 220 AC/DC FV	110V•1~	32	10→140	5→140	■	■	■	■	■	0.1→2500Hz (DC) 0.1→2 Hz (AC)	■	■	—	—	AC/DC : 140 A		AC/DC : 100%		170 A	140 A	75%	20→200	75 V	Ø13, 35/50	62×46×35	22	8.5 kW
		230V•1~	16	10→220	5→220											AC 185 A	DC 175 A	AC 45%	DC 35%		160 A	25%						
	TIG 250 AC/DC	400V•3~	16	10→250	5→250	—	—	—	■	■	0.1→2500Hz (DC) 0.1→2Hz (AC)	—	■	■	—	AC/DC : 250 A		AC/DC : 60%		200 A	230 A	40%	20→200	85 V	Ø13, 35/50	48×80×75	58	10 kW/12.5 kVA

GTAW TIG AC/DC

CUSTOMISATION



ACCESSIBILITY

3 interface levels
- EASY
- ADVANCED
- EXPERT

10 languages
- French
- English
- German
- Italian
- Spanish
- Czech
- Dutch
- Russian
- Chinese
- Japanese

TIG

STANDARD AC/DC	HF / LIFT / TOUCH HF	WAVE FORMS
PULSE	SPOT / MULTISPOT	E TIG
FAST PULSE 2.5 › 20 kHz	TACK / MULTITACK	HF REG
	AC MIX	

WAVE FORMS — AC & Pulse, 16 combinations

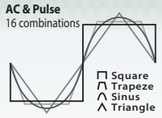

E TIG — CONSTANT ENERGY



HF REG

MMA

STANDARD	PULSE
MMA AC	15 › 150 HZ
	WAVE FORMS

MANUAL

QUICK LOAD

MULTIJOB

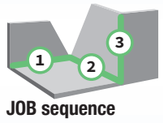

AUTOMATION

CONNECT 5 ARC ON — for Automation (5 programs)

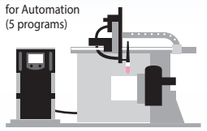

SAM — Automation module compatibility SAM **(details p.63)**

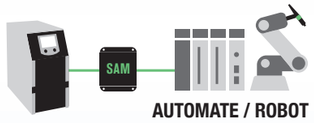

WIZARD ALU

PATENTS REGISTERED

Alu Spot welding without filler metal

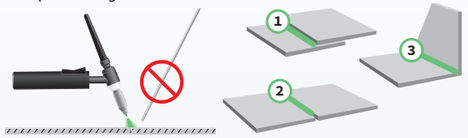

TIG WIZARD

Welding research & development

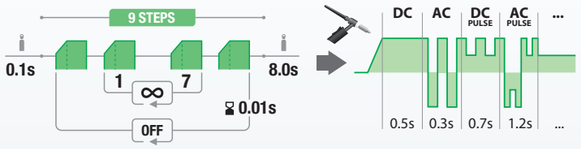

DEGAUSS

Pack				
TITANIUM 400 DEGAUSS 067981	TITANIUM 400 AC/DC 013568	RC-DEGAUSS, 8m 066496	DEGAUSS cables kit (2x13)+(1x20) m, Texas 50.21 067929	DEGAUSS USB key 067974

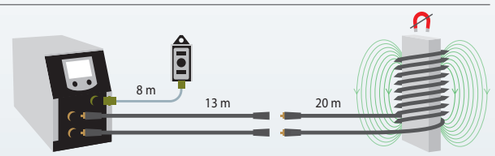

CONNECTIVITY

TRACEABILITY

History data export

- QMOS - WPQR
- DMOS - WPS

ENERGY CONTROL : 20 kHz, kJ or kJ/cm

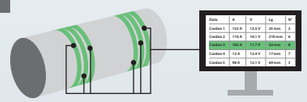

PORTABILITY

Share configuration & jobs

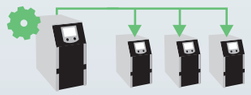

SOFTWARE UPDATE

Titanium evolutions

IP 23 INDOOR / OUTDOOR



Remote control RC-HD2
062122

details p.58

TITANIUM 230 AC/DC

230 A	110-230 V • 1 ~
230A 60 % TIG	PFC FV SR L|DB|P IP 23
TIG PULSE	MMA PULSE

no accessories : 061996

TITANIUM 400 AC/DC

400 A	400 V • 3 ~
400A 60 % TIG	SR L|DB|P IP 23
TIG PULSE	MMA PULSE

no accessories : 013568

OPTIONS

for Titanium 230

Diable 10m³ New Design
076341

Skate
073593

T/M 400 A 10m³
037328

for Titanium 230

Cooling unit **KOOL 1.24 TIG**
800 W, 5.5 l, 15 kg
liquid not included
070820

for Titanium 400

Cooling unit **WCU 1kW C**
1000 W, 5.5 l, 15 kg
liquid not included
013537

Foot pedal RC-FA1
4 m
045682

Hand remote control RC-HA1
8 m
045675

Filter kit
046580



USB key
16 Go/GB included
062344

EN60974-1	MADE IN FRANCE	50/60 Hz	A	A	SR	TIG PULSE	E TIG	WAVE FORMS	MMA PULSE	CEL	AD	IP23	I (60%)	X% (I2 max)	100%	I (60%)	X% (I2 max)	Hz	Uo	mm²	cm	kg	Protected & compatible power generator (+/-15 %)
				I2 TIG		INTEGRATED TECHNOLOGY							EN60974-1(40°C) TIG			EN60974-1 (40°C) MMA		Freq. AC					
TITANIUM 230 AC/DC		110-230 V 1~	–	–	■	0.1 → 20 000 Hz (DC) 0.1 → 500 Hz (AC)	■	■	■	■	■	■	–	–	–	–	–	–	–	–	–	–	–
TITANIUM 400 AC/DC		400 V 3~	16	5 → 400 (AC) 3 → 400 (DC)	■	0.1 → 20 000 Hz (DC) 0.1 → 500 Hz (AC)	■	■	■	■	■	■	400 A	60%	360 A	400 A	60%	20 → 300	85	Ø13 70/95	70 × 48 × 30	43	30 kW

220 DC FV

				cooling unit 3l, liquid not included	550 x 1115 x 525 mm
pack TIG 220 DC FV AL1 012516	**SR26 L**, 8 m 046184		4 m, 25 mm² 043794		
pack TIG 220 DC FV ADB1 012561		**SR26 DB**, 8 m 046177	4 m, 25 mm² 043794		
pack TIG 220 DC FV WL1 012523	**SR20 L**, 8 m 046153		4 m, 25 mm² 043794	**WCU 0.5kW A** 500W 039490	**Diable 10m³** (max 10 m³) 039704
pack TIG 220 DC FV WDB1 012578		**SR20 DB**, 8 m 046146	4 m, 25 mm² 043794	**WCU 0.5kW A** 500W 039490	**Diable 10m³** (max 10 m³) 039704

300 DC

				cooling unit 3l, liquid not included	550 x 1115 x 525 mm
pack TIG 300 DC AL1 012325	**SR26 L**, 8 m 046184		4m, 25 mm² 043794		
pack TIG 300 DC AL2 012332	**SR26 L**, 8 m 046184		4m, 25 mm² 043794		**Diable 10m³** (max 10 m³) 039704
pack TIG 300 DC ADB1 012349		**SR26 DB**, 8 m 046177	4m, 25 mm² 043794		
pack TIG 300 DC ADB2 012356		**SR26 DB**, 8 m 046177	4m, 25 mm² 043794		**Diable 10m³** (max 10 m³) 039704
pack TIG 300 DC WL 012363	**SR20 L**, 8 m 046153		4m, 25 mm² 043794	**WCU 1kW B** 1000W 032217	
pack TIG 300 DC WDB1 012370		**SR20 DB**, 8 m 046146	4m, 25 mm² 043794	**WCU 1kW B** 1000W 032217	**Diable 10m³** (max 10 m³) 039704
pack TIG 300 DC WDB2 012509		**SR20 DB**, 4 m 038202	4m, 25 mm² 043794	**WCU 1kW B** 1000W 032217	**Diable 10m³** (max 10 m³) 039704

TITAN 400 DC TRI

					1150 x 1200 x 515mm
pack TITAN 400 DC WL 013766	**450W L**, 8 m 037359		4 m, 70 mm² 043831	**WCU 1kW C** 1000W 013537	**T/M 400 A** (10 m³) 037328
pack TITAN 400 DC WDB 013773		**450W DB**, 8 m 037366	4 m, 70 mm² 043831	**WCU 1kW C** 1000W 013537	**Trolley TIG 400** (10 m³) 037328

Cooling liquid (not included)

5 L
062511

10 L
052246

Pressure-regulators (not included)

p. 90



201 AC/DC FV

				550 x 1115 x 525 mm	EN ISO 3821
pack TIG 201 AC/DC FV L 066342	**SR26 L**, 8 m 046184	4 m, 25 mm² 043794	4m, 25mm² 043855	**Diable 10m³** (max 10 m³) 039704	Ø 6,3/12 - 1,5 m 066670

201L AC/DC

				666 x 1032 x 484 mm	EN ISO 3821
pack TIG 201L AC/DC L 066359	**SR20 L**, 8 m 046153	4 m, 25 mm² 043794	4m, 25mm² 043855	**10m³-XL/TM1** (max 10 m³) 041257	Ø 6,3/12 - 1,5 m 066670

220 AC/DC FV

				cooling unit 3l, liquid not included	912 x 910 x 507 mm	550 x 1115 x 525 mm
pack TIG 220 AC/DC FV AL1 012073	**SR26 L**, 8 m 046184		4 m, 25 mm² 043794			
pack TIG 220 AC/DC FV AL2 012080	**SR26 L**, 8 m 046184		4 m, 25 mm² 043794		**10m³-XL/TM2** (max 10 m³) 039711	
pack TIG 220 AC/DC FV AL3 012097	**SR26 L**, 8 m 046184		4 m, 25 mm² 043794			**Diable 10m³** (max 10 m³) 039704
pack TIG 220 AC/DC FV ADB1 035751		**SR26 DB**, 8 m 046177	4 m, 25 mm² 043794			
pack TIG 220 AC/DC FV ADB2 012103		**SR26 DB**, 8 m 046177	4 m, 25 mm² 043794		**10m³-XL/TM2** (max 10 m³) 039711	
pack TIG 220 AC/DC FV ADB3 012127		**SR26 DB**, 8 m 046177	4 m, 25 mm² 043794			**Diable 10m³** (max 10 m³) 039704
pack TIG 220 AC/DC FV WL1 012134	**SR20 L**, 8 m 046153		4 m, 25 mm² 043794	**WCU 1kW A** 1000W 039773		
pack TIG 220 AC/DC FV WL2 012141	**SR20 L**, 8 m 046153		4 m, 25 mm² 043794	**WCU 1kW A** 1000W 039773	**10m³-XL/TM2** (max 10 m³) 039711	
pack TIG 220 AC/DC FV WL3 012271	**SR20 L**, 8 m 046153		4 m, 25 mm² 043794	**WCU 1kW A** 1000W 039773		**Diable 10m³** (max 10 m³) 039704
pack TIG 220 AC/DC FV WDB1 035768		**SR20 DB**, 8 m 046146	4 m, 25 mm² 043794	**WCU 1kW A** 1000W 039773		
pack TIG 220 AC/DC FV WDB2 012288		**SR20 DB**, 8 m 046146	4 m, 25 mm² 043794	**WCU 1kW A** 1000W 039773	**10m³-XL/TM2** (max 10 m³) 039711	
pack TIG 220 AC/DC FV WDB3 012295		**SR20 DB**, 8 m 046146	4 m, 25 mm² 043794	**WCU 1kW A** 1000W 039773		**Diable 10m³** (max 10 m³) 039704

250 AC/DC

pack TIG 250 AC/DC L 035430	**SR18 L**, 8 m 045378		Chariots/Trolley max 10 m³ 040960	4 m, 25 mm² 043794
pack TIG 250 AC/DC DB 012301		**SR18 DB**, 8 m 046092	Chariots/Trolley max 10 m³ 040960	4 m, 25 mm² 043794

TITANIUM 400 AC/DC

					1150 x 1200 x 515mm
pack TIG 400 AC/DC WL 014763	**450W L**, 8 m 037359		4 m, 70 mm² 043831	**WCU 1kW C** 1000W 013537	**Trolley TIG 400** (10 m³) 037328
pack TIG 400 AC/DC WDB 062047		**450W DB**, 8 m 037366	4 m, 70 mm² 043831	**WCU 1kW C** 1000W 013537	**Trolley TIG 400** (10 m³) 037328

MÉTAUX D'APPORT TIG - TIG filler rods - WIG-Schweißstäbe



	Ø (mm)	↔ (m)		(kg)	
Acier - Steel - Stahl (SG2) AWS A 5.18 : ER70S-6 EN ISO 636A : W46 4 W3Si1	1.2	1	587	5	069411
	1.6	0,33	60	0,33	087224
		1	319	5	087019
	2.0	0,33	40	0,33	087231
		1	204	5	087217
	2.4	0,33	27	0,33	069572
		1	142	5	087033
Inox - Stainless - Edelstahl (308L) AWS A 5.9 : ER 308L EN ISO 14343A : W199L	1.2	0,33	108	0,33	069510
		1	110	1	069497
		1	560	5	087118
	1.6	0,33	60	0,33	087248
		1	60	1	069428
		1	315	5	087156
	2.0	0,33	40	0,33	087255
		1	40	1	069435
		1	205	5	087163
Inox - Stainless - Edelstahl (316L) AWS A 5.9 : ER 316L EN ISO 14343A : W19 12 3L	1.2	0,33	108	0,33	069527
		1	110	1	069442
		1	560	5	069480
	1.6	0,33	60	0,33	087262
		1	60	1	069459
		1	315	5	087125
	2.0	0,33	40	0,33	087279
		1	40	1	069466
		1	205	5	087200
	2.4	1	28	1	069473
		1	140	5	087149
Alu - Aluminium - Aluminio (AlMg5) AWS A 5.10 : ER 5356 EN ISO 18273 : 5 Al 5356	1.6	0,33	60	0,33	069534
		1	920	5	087170
	2.0	0,33	40	0,33	087286
		1	590	5	087187
	2.4	0,33	27	0,33	069565
		1	410	5	087194
	3.2	1	240	5	069503
Cuivre - Copper - Kupfer (ErCu)	2.0	0,33	36	0,33	069558
Laiton - Brass - Bronze (CuZn40)	2.0	0,33	5	-	047280
Titane - Titanium - Titan T40 ERTI-2	1.6	0,33	83	0,25	069541

STYLO MÉTAUX D'APPORT TIG - TIG filler rods feeder pen - WIG Pen zur Führung des WIG-Stabes



for Ø 1.0 › 3.2 mm
130 × 15 mm

065857

COMMANDES DÉPORTÉES - Remote control - Fernregler

Foot pedal RC- FA1 (4 m)
045682

Remote control RC-HA1 (8 m)
045675

Connector
7 pt
045699

SUPPORT TORCHE TIG MAGNÉTIQUE - TIG torch stand with magnetic base - WIG-Brennerhalter mit Magnetfuß

045002

Tuyau caoutchouc
- Gas hose
Ø 6.3 X 13
(EN ISO 3821)

1.5 m 066670
4 m 046269
✂ x m 046276

MIG / MAG / TIG
Débimètre bout de torche
Torch Gas Flow Meter
Durchflussmesshrohr

053939

ÉLECTRODES TUNGSTÈNE - Tungsten electrodes - Wolfram Elektroden

AC & DC

	WL15	WL20	WC	E3®	WR2	LYMOX LUX®
	LANTHANE 1.5%	LANTHANE 2%	CERIUM 2%		RARE EARTHS 2%	W + RARE EARTHS 4%
	Gold	Blue	Grey	Lila	Turquoise	Fuchsia/Grey
Quality	★★★	★★★	★★★	★★	★	★★★
Economic	🍃	🍃🍃	🍃🍃	🍃🍃🍃	🍃	🍃🍃🍃
Fe/CrNi	■■■	■■■■	■■■■	■■■■	■■	■■■■
Al	■■■■	■■	■■	■■	■	■■■■
⎓	■■■	■■■	■■■	■■■	■■	■■■
~	■■■■	■■■	■■■	■■	■	■■■■
	Ø 1.6 x10 045330	Ø 1.6 x10 037137	Ø 1.6 x10 063174	Ø 1.6 x10 046733	Ø 1.6 x10 044586	Ø 1.6 x10 072428
	Ø 2.0 x10 045347	Ø 2.0 x10 037120	Ø 2.4 x10 063181	Ø 2.0 x10 046764	Ø 2.0 x10 044593	Ø 2.0 x10 072435
	Ø 2.4 x10 045354	Ø 2.4 x10 037144	Ø 3.2 x10 063198	Ø 2.4 x10 046771	Ø 2.4 x10 044609	Ø 2.4 x10 072442
	Ø 3.2 x10 045361	Ø 3.0 x10 037151		Ø 3.2 x10 046788	Ø 3.2 x10 044616	Ø 3.2 x10 072459
		Ø 3.2 x10 037168		Ø 4.0 x10 046795		
		Ø 4.0 x10 037175		Ø 4.8 x10 063167		

AC

WP
PUR
Green
Quality ★★
Economic 🍃
Fe/CrNi
Al
⎓
~
Ø 1.6 x10 044555
Ø 2.0 x10 046719
Ø 2.4 x10 044579
Ø 3.2 x10 046726

WAG 40 / AFFUTEUR ÉLECTRODES TUNGSTÈNE - Tungsten electrode grinder - Wolframelektroden-Anschleifgerät

BEST FROM GERMANY

with accessories :
045415

INCLUDED

Adaptateurs électrode
- Electrode adaptor
- Spannzange Ø 1.6 - Ø 2.4 - Ø 3.2 mm

Filtre poussière - Dust filter - Filterkassette
045422

Disque diamanté Ø 40/ Diamond blade cutting disc Ø 40 / Diamantschleifscheibe Ø 40
045439

Adaptateurs électrode - Electrode adaptors
- Spannzange

Ø 1 045446
Ø 2 045453
Ø 4 045460

1~ 230V



Réglage angulaire continu :
15 > 180 °
- Continuous angular adjustment : 15 > 180 °
- Stufenlose Einstellung des Anschleifwinkels zwischen 15 > 180°

Filtre
à particules
de meulage intégré
- Integrated and exchangeable filter
- Integrierte Absaugung mit auswechselbarer Filterkassette

Ajustement précis du «Stick out» (0.3mm)
- Precise adjustment of the «Stick out» (0.3mm)
- Tiefenlehre zum Einstellen der Elektrodenlänge (0.3mm)

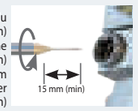

CONNEXIONS TORCHE -TORCH Connections

DIN (5pts) x1
045729

Amphenol
(7 pts, male) x1
046238

Amphenol
(7 pts, female) x1
064379

ADAPTATEUR/ADAPTOR Femelle/Female > Mâle/Male
DIN 5 pts > **Amphenol** 7 pts (x1) 038486
Amphenol 7 pts > **DIN** 5 pts (x1) 038493

GAZ - GAS Ø 5 mm
x2
045705

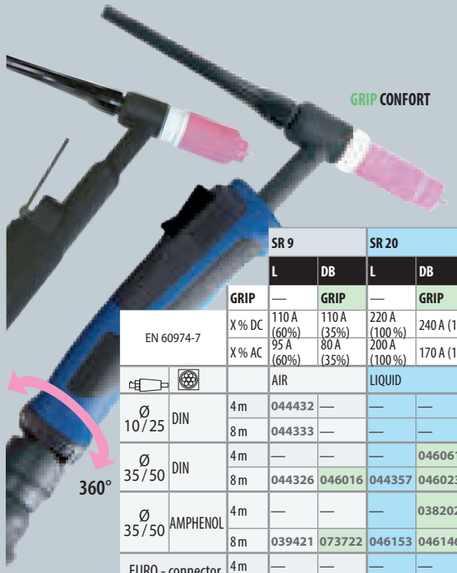

■ = original equipment			SR 9		SR 17		SR 26			SR 20			SR 18		260 W	450 W		
TIG 160 DC	Ø 10 / 25	DIN	L			DB												
PROTIG 161 DC	Ø 35 / 50	AMPHENOL	L	DB	L	DB	L	DB										
TIG 200 DC FV	Ø 35 / 50	DIN			L	DB	L	DB	P									
PROTIG 201 DC FV	Ø 35 / 50	AMPHENOL					L	DB	P									
TIG 220 DC FV	Ø 35 / 50	AMPHENOL					L	DB	P	L	DB	P			L			
TIG 300 DC	Ø 35 / 50	AMPHENOL					L	DB	P	L	DB	P			L	L	DB	P
TITAN 400 DC	Ø 35 / 50	AMPHENOL														L	DB	P
PROTIG 201 AC/DC FV	Ø 35 / 50	AMPHENOL					L	DB	P									
PROTIG 201 AC/DC	Ø 35 / 50	AMPHENOL					L	DB	P	L	DB	P						
TIG 220 AC/DC FV	Ø 35 / 50	AMPHENOL					L	DB	P	L	DB	P	L	DB	L			
TIG 250 AC/DC	Ø 35 / 50	AMPHENOL											L	DB	L	L	DB	P
TITANIUM 400 AC/ DC	Ø 35 / 50	AMPHENOL														L	DB	P
EXATIG	Ø 35 / 50	AMPHENOL					L	DB	P							L	DB	P

			SR 9		SR 20			SR 17				SR 18		SR 26			260 W	450 W		
			L	DB	L	DB	P	V	BASIC	L STANDARD	DB	L	DB	L	DB	P	L	L	DB	P
		GRIP	—	GRIP	—	GRIP	GRIP	—	—		GRIP	—	GRIP	—	GRIP	GRIP	GRIP	GRIP	GRIP	GRIP
EN 60974-7		X % DC	110 A (60%)	110 A (35%)	220 A (100 %)	240 A (100 %)		140 A (60%)			140 A (35 %)	320 A (100 %)	320 A (100 %)	240 A (60%)	180 A (35%)		240 A (100 %)	400 A (100 %)		
		X % AC	95 A (60%)	80 A (35%)	200 A (100 %)	170 A (100 %)		125 A (60%)			100 A (35 %)	240 A (100 %)	230 A (100 %)	200 A (60%)	130 A (35%)		170 A (100 %)	280 A (100 %)		
			AIR		LIQUID			AIR				LIQUID		AIR			LIQUID			
Ø 10 / 25	DIN	4 m	044432	—	—	—	—	044425	—	—	046009	—	—	—	—	—	—	—	—	—
		8 m	044333	—	—	—	—	—	—	—	—	—	—	—	—	—	—	—	—	—
Ø 35 / 50	DIN	4 m	—	—	—	046061	—	044401	044449	061583	046030	—	—	044463	046054	046115	—	—	—	—
		8 m	044326	046016	044357	046023	046139	—	044340	061590	046047	—	—	044371	046078	046122	—	—	—	—
Ø 35 / 50	AMPHENOL	4 m	—	—	—	038202	—	—	—	073739	069398 072213	—	046085	073753	038271 072220	—	039346	—	—	
		8 m	039421	073722	046153	046146	047860	—	—	073746	069404	045378	046092	046184	046177	047877	039353	037359	037366	060760
EURO - connector (MIG)		4 m	—	—	—	—	—	—	—	—	046108	—	—	—	—	—	—	—	—	—
		8 m	—	—	—	—	—	—	—	—	—	—	—	—	063747	—	—	—	—	—

Included with torches



* Inclus (à l'unité) dans le coffret. Included in the box (1 of each).

SR 9	SR 20	SR 17 - SR 18 - SR 26	260 W
DC 044654 Back cap (short+long) Tungsten electrode Ø 1.6 + collet Gas nozzle N4	AC / DC 044685 Back cap (short+long) Tungsten electrode Ø 1.6 & Ø 2.4 + collets Gas nozzle N4 - N6	AC / DC 044678 Back cap (short+long) Tungsten electrode Ø 1.6 & Ø 2.4 + collets Gas nozzle N5 - N7	AC / DC 039414 Back cap (short+long) Tungsten electrode Ø 1.6 & Ø 2.4 + collets Gas nozzle N2 - N3

V

À valve
- With valve
- Mit Drehventil
- Con valvula
- Com valvula

STANDARD

		SR 9 - SR 20	SR 17 - SR 18 - SR 26	260 W	450 W
Buse - Ceramic Gas nozzle	N 2 - Ø 8.0			* (x5) 039438	—
	N 3 - Ø 10			* (x5) 039391	(x5) 037427
	N 4 - Ø 6.5	* (x3) 044876	(x3) 038394	—	—
	N 5 - Ø 8.0	(x3) 038356	* (x3) 045026	—	—
	N 6 - Ø 9.5	* (x3) 044883	(x3) 038400	—	—
	N 7 - Ø 11	(x3) 038363	* (x3) 045033	—	—
	N 8 - Ø 12.5	(x3) 045170	(x3) 045286	—	—
	Ø 13	—	—	—	(x5) 037434
	Ø 15	—	—	—	(x5) 037441
	N 10 - Ø 16	(x3) 038370	(x3) 045293	—	—
	N 12 - Ø 19	—	(x3) 045309	—	—
Support collet - Collet body	Ø 1.6	* (x3) 044838	* (x3) 044968	—	—
	Ø 2.0	(x3) 045149	(x3) 044975	—	—
	Ø 2.4	* (x3) 044845	* (x3) 044975	—	—
	Ø 3.2	(x3) 045248	(x3) 045118	—	—
	Ø 4	—	(x3) 047648	—	—
Bague isolante standard - Insulating ring adaptor		(x1) 044890	(x1) 045040	—	—
Pince étau - Collet	Ø 1.6	* (x3) 044852	* (x3) 044982	* (x3) 039360	—
	Ø 2.0	(x3) 045132	(x3) 044999	(x3) 039377	—
	Ø 2.4	* (x3) 044869	* (x3) 045019	* (x3) 039384	(x3) 037397
	Ø 3.2	(x3) 045255	(x3) 045125	—	(x3) 037403
	Ø 4	—	(x3) 047655	—	(x3) 037410
	Ø 4.8	—	—	—	(x3) 063396
Coiffe - Back cap	Longue - Long	* (x1) 044821	* (x1) 044951	* (x1) 044746	(x1) 037380
	Courte - Short	* (x1) 044814	* (x1) 044944	* (x1) 039407	(x1) 037373

L

Gâchette à lamelle
- With trigger
- Lamellentaster
- Con pulsador
- Com segurança

DB

Double bouton
- Double button
- Doppeldrucktaster
- Doble botón
- Duplo Botão

P

Double bouton et potentiomètre
- Double button with potentiometer
- Doppeldrucktaster mit Potentiometer
- Doble botón con potenciómetro
- Duplo Botão com potenciómetro

PRO

		SR 9 - SR 20	SR 17 - SR 18 - SR 26	260 W	450 W
Buse diffuseur - Gas nozzle ceramic for gas lens	N4 - Ø 6.5	(x3) 044920	—	—	—
	N 5 - Ø 8.0	—	(x3) 045071	—	—
	N 6 - Ø 9.5	(x3) 044937	—	—	—
	N 7 - Ø 11	(x3) 045262	(x3) 045088	—	—
Support collet diffuseur - Nozzle body with gas lens	Ø 1.6	(x2) 044906	(x2) 045057	—	—
	Ø 2.0	(x2) 045156	(x2) 045064	—	—
	Ø 2.4	(x2) 044913	(x2) 045064	—	—
	Ø 3.2	(x2) 045279	—	—	—
Bague isolante diffuseur - Insulating ring adaptor		—	(x1) 045095	—	—
Bague isolante standard - Insulating ring		—	(x1) 045040	—	—

GMAW/FCAW
MIG/MAG
TRADITIONAL

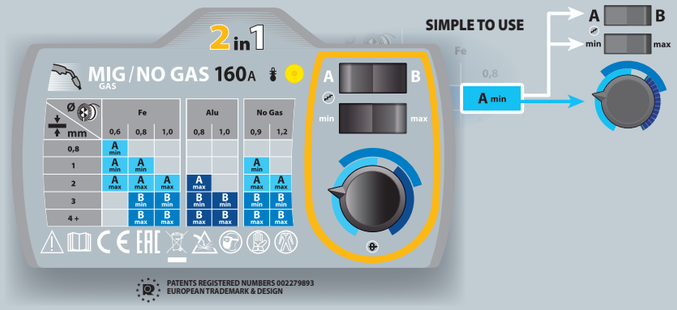

Youtube

230 V • 1~

SMARTMIG 110
110 A | ø 100
NO GAS

2 m | 1.65 m, 6 mm²
033993

SMARTMIG 142
140 A | ø 100/200
GAS | NO GAS

2 m | 1.65 m, 10 mm²
033153

SMARTMIG 152
140 A | ø 100/200
GAS | NO GAS

2 m | 1.65 m, 10 mm²
032859
031937

SMARTMIG 162
160 A | ø 100/200
GAS | NO GAS
160 A on 13 A fuse

2 m | 1.65 m, 16 mm²
033160
034297

SMARTMIG 182
180 A | ø 200/300
GAS | NO GAS

3 m | 3 m, 16 mm²
033184

400 V • 3~

SMARTMIG 183
200 A | ø 200/300
GAS | NO GAS

3 m | 3 m, 16 mm²
033412

OPTIONS

NO GAS



Kit soudage NO GAZ
- No Gas Welding Kit
- Schweißset Fülldraht

Ø 0.9 1.0 / 1.2

041240

NO GAS Fil fourré / Flux cored wire / Fülldrahtelektrode
INFO

Flux / Flow / Pulverfüllung — Enveloppe métallique / Metallic wrap / Metallischer Außenmantel

A	Inverser les polarités / Reverse polarities / Polarität wechseln
B	Changer le tube contact / Change the contact tip / Kontaktrohr austauschen — NO GAS Ø mm: 0.9 → 1.0; 1.2 → 1.2
C	Changer le galet / Change the roller / DV-Rolle austauschen — SPECIAL NO GAS
D	Supprimer la buse / Remove the nozzle / Gasdüse abziehen OU / OR / ODER Utiliser une buse spéciale NO GAS (isolée) / Use a special nozzle NO GAS (isolated) / Spezielle Gasdüse für "NO GAS" (isoliert) verwenden — > 30 mm — 150 A Ref. 041868

CE NORM EN60974-1	MADE IN GYS CHINA	50 / 60 Hz	A		EURO	min→max A	Reg	EN60974-1 (40°C) IA (60%)	X% (I2 max)	Uo (V)	Electronic Control	100 mm 1 kg	200 mm 5 kg	300 mm 15 kg	Ø mm GAS	Ø mm NO GAS	Equipement d'origine / Original equipement / Originalausstattung / Equipamiento de fabrica	TYPE		cm	kg	Protected & compatible power generator (+/-15%)
SMARTMIG 110		230 V 1~	13		—	40→110	2	—	85A @ 6%	25.5→30		■	—	—	—	0.6→0.9	0.9	D-044081	0.9	40×39×19	13.5	3 kW
SMARTMIG 142		230 V 1~	13		—	40→140	4	60	90A @ 20%	28→39		■	■	—	0.6→0.8	0.6→0.9	0.6 / 0.8	A-042339	0.8	50×44×25	22.5	3.5 kW
SMARTMIG 152		230 V 1~	13		■	40→140	4	60	90A @ 20%	28→39		■	■	—	0.6→0.8	0.6→0.9	0.6 / 0.8	A-042339	0.8	48×45×25,5	23	3.5 kW
SMARTMIG 162		230 V 1~	16		■	30→160	4	70	115A @ 20%	25.5→40		■	■	—	0.6→1.0	0.9→1.2	0.6 / 0.8	A-042339	0.8	55,5×46×25,5	28	5 kW
SMARTMIG 182		230 V 1~	16		■	35→180	4	80	140A @ 15%	28→45		—	■	■	0.6→1.0	0.9→1.2	0.6 / 0.8	A-042339	0.8	79×77×47	47	6 kW
SMARTMIG 183		400 V 3~	10		■	15→200	7	110	150A @ 25%	16→28.5		—	■	■	0.6→1.0	0.9→1.2	0.6 / 0.8	A-042339	0.8	79×77×47	53	6.5 kW

GMAW/FCAW
MIG/MAG
TRADITIONAL • SYNERGIC

Capacitor TRADITIONAL SYNERGIC MIG/MAG CAPACITOR

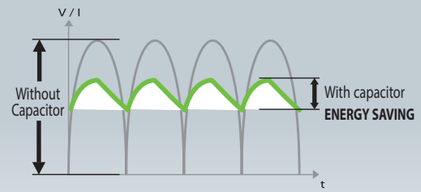

> PERFECT WELD

PATENTS REGISTERED
EUROPEAN TRADEMARK & DESIGN

SYNERGIC • EASY TO USE

Réglage automatique de la vitesse
- Auto adaptative wire speed
- Automatische Einstellung der Drahtgeschwindigkeit

Youtube

ACCESSORIES BOX

230 V • 1~

MONOGYS 200-4 CS
200 A | Ø 200/300
GAS | Capacitor
3 m + 2 m, 25 mm²
065949

MONOGYS 250-4 CS
250 A | Ø 200/300
GAS | Capacitor
3 m + 2.5 m, 25 mm²
020368

MONOGYS 320-4 CS
320 A | Ø 200/300
GAS | NO GAS | Capacitor
4 m + 4 m, 35 mm²
065079
Delivered in x3

no accessories :
063020

400 V • 3~

TRIMIG 200-4S
200 A | Ø 200/300
GAS
3 m + 2 m, 25 mm²
033818

TRIMIG 250-4S DV
250 A | Ø 200/300
GAS
3 m + 4 m, 25 mm²
033825

TRIMIG 300-4S
300 A | Ø 200/300
GAS | NO GAS
4 m + 4 m, 35 mm²
021624
Delivered in x3

no accessories :
033832

DESIGN GYS FRANCE	CE NORM. EN60974-1	50/60 Hz			Norm (A)	Intensive (A)	min→max A	Reg	EN60974-1 (40°C) IA (60%)	X% (I2 max)	U0 (V)	Electronic Control	max m/min	200 mm 5 kg	300 mm 15 kg	Ø mm GAS	Ø mm NO GAS	Capacitor Inside	Equipement d'origine Original equipement Originalausstattung Equipamiento de fabrica mm	TYPE		cm	kg	Protected & compatible power generator (+/-15 %)
MADE IN GYS CHINA	MONOGYS 200-4 CS	230 V 1~	—	2 m	16	25	25→200	6	110	200 A @ 15%	17→34		15	■	■	0.6→1.0	—	■	0.8/1.0	A 041189	1.0 mm	76 × 78 × 47	70	7.5 kW
MADE IN GYS CHINA	MONOGYS 250-4 CS	240 V 1~	—	2 m	25	40	40→250	8	155	250 A @ 15%	17→38		20	■	■	0.8→1.2	—	■	0.8/1.0	B 042360	1.0 mm	76 × 78 × 47	83.5	9 kW
MADE IN FRANCE	MONOGYS 320-4 CS	240 V 1~	—	3 m	32	50	30→320	12	210	320 A @ 25%	17→43		20	■	■	0.8→1.2	0.9→1.2	■	1.0/1.2	B 046849	1.2 mm	95 × 93 × 50	105	13 kW
MADE IN FRANCE & CHINA	TRIMIG 200-4S	400 V 3~	■	3 m	10	10	30→200	7	140	200 A @ 30%	17→34.5		15	■	■	0.6→1.0	—	—	0.8/1.0	B 042360	1.0 mm	76 × 78 × 47	70	7.5 kW
MADE IN GYS CHINA	TRIMIG 250-4S DV	400 V 3~ / 230 V 3~	■	5 m	10 / 16	16 / 25	35→250	10	180	250A @ 30%	17→37		20	■	■	0.6→1.2	—	—	0.8/1.0	B 042360	1.0 mm	95 × 93 × 50	91.5	9 kW
MADE IN FRANCE	TRIMIG 300-4S	400 V 3~	■	5 m	16	20	35→300	12	240	300 A @ 35%	17→37		20	■	■	0.6→1.2	0.9→1.2	—	1.0/1.2	B 046849	1.2 mm	95 × 93 × 50	100.5	12 kW

GMAW/FCAW
MIG/MAG
TRADITIONAL • SYNERGIC

EN 1090

ADJUSTABLE WIRE CREEP SPEED

WF WIRE FEEDER COMPATIBILITY

Ø 200/300

TF-4RN	TF-4W
AIR	LIQUID
061699	061705

Youtube

ACCESSORIES BOX

COMPACT

PROMIG 400-4S
400 V • 3 ~
350 A Ø 200/300

no accessories :
035898

PROMIG 400-4S DV WS
230 / 400 V • 3 ~
350 A Ø 200/300
LIQUID

no accessories :
061675

PROMIG 400-4S DUO.DV
230 / 400 V • 3 ~
350 A Ø 200/300
WF

no accessories :
035911

GENERATOR

PROMIG 400 G.DV
230 / 400 V • 3 ~
350 A
WF

no accessories :
035904

PROMIG 400 G.DV WS
230 / 400 V • 3 ~
350 A
WF LIQUID

no accessories :
061682

OPTIONS

Câble d'inversion de polarité
- Polarity reversal cable
- Umpolungskabel

1.3 m	95 mm²	033689
5 m	95 mm²	032439
10 m	95 mm²	032446

Faisceaux de liaison - Connection cable - Zwischenschlauchpakete

AIR COOLED

5 m	50 mm²	034822
5 m	70 mm²	034839
10 m	50 mm²	034853
10 m	70 mm²	034860
10 m	95 mm²	045941

LIQUID COOLED

1.6 m	70 mm²	033696
5 m	70 mm²	033641
10 m	70 mm²	033658
10 m	95 mm²	034877
15 m	95 mm²	034884
20 m	95 mm²	034891

Support câbles
037700

EN60974-1	MADE IN FRANCE	50/60 Hz	Norm	Intensive	min → max	Reg	IA (60%)	X% (I2 max)	100%	U0 (V)	Electronic Control	max m/min	200 mm 5 kg	300 mm 15 kg	GAS	NO GAS	mm	TYPE			Cooling system	cm / kg	kg	Protected & compatible power generator (+/-15 %)
			EN60974-1 (40°C)												Ø mm		Equipement d'origine Original equipement Originalausstattung Equipamiento de fabrica							
			A		A																			
PROMIG 400-4S		400 V 3~	16	20	40 → 350	14	270	350 A @ 35%	220 A	17-42		20	■	■	0.6 → 1.6	—	1.0 / 1.2	**B**-046849	■	—	Air	95 × 90 × 40	112	20 kW
PROMIG 400-4S DV WS		230 & 400 V 3~	230 V : 25 400 V : 16	230 V : 40 400 V : 25	40 → 350	14	270	350 A @ 35%	220 A	17-42		20	■	■	0.6 → 1.6	—	1.0 / 1.2	**B**-046849	■	—	Liquid	95 × 90 × 40	130	20 kW
PROMIG 400-4S DUO.DV		230 & 400 V 3~	230 V : 25 400 V : 16	230 V : 40 400 V : 25	40 → 350	14	270	350 A @ 35%	220 A	17-42		20	■	■	0.6 → 1.6	0.9 → 1.6	1.0 / 1.2	**B**-046849	■	+ TF4RN	Air	95 × 90 × 40	113	20 kW
PROMIG 400 G.DV											—	—			—	OPTION	—		—	+ TF4RN			109	
PROMIG 400 G.DV WS		230 & 400 V 3~	230 V : 25 400 V : 16	230 V : 40 400 V : 25	40 → 350	14	270	350 A @ 35%	220 A	17-42	—	—	■	■	—	OPTION	—		—	+ TF4W	Liquid	95 × 90 × 40	113	20 kW
TF-4RN		—	—		—	—	—	—	—	—		20	■	■	0.6 → 1.6	0.9 → 1.6	1.0 / 1.2	**B**-046849	—	■	Air	61 × 48 × 25	15.5	20 kW
TF-4W																					Liquid	62 × 49 × 32	19	

X%

MAGYS 400 **350 A - 50%**
MAGYS 500 **450 A - 50%**
FULL SYNERGIC MIG OVER 1 000 PARAMETERS

EN 1090

+/−

ADJUSTABLE : ELECTRONIC CONTROL
- CREEP SPEED
- BURN BACK
- POST GAS

DYNAMIC ARC CONTROL TECHNOLOGY

MATERIAL THICKNESS TEST

24 m/min max

4 DRIVE ROLLERS Ø 37 mm
MOTOR 70W
HIGH QUALITY
FOR **HIGH PRECISION**
Rollers Type C

MAGYS 400-4 , WS-4R, WS-4L

SHOCK RESISTANT

EASY CLEANING

GMAW/FCAW
MIG/MAG
TRADITIONAL • SYNERGIC

Youtube

COMPACT

MAGYS 400-4

350 A | Ø 200/300

AIR

no accessories :
032170

WF **WIRE FEEDER COMPATIBILITY**

Ø 200/300 -

WS-4R
AIR
034723

WS-4L
LIQUID
033573

OPTIONS WS-4R/4L

SMALL SIZE

Ø 200 -

W5S-4L
AIR | LIQUID
032835

GENERATOR

MAGYS 400 GR

350 A

AIR | WF

no accessories :
032187

MAGYS 500 GR

450 A

AIR | WF | GOUGING

no accessories :
032194

MAGYS 500 WS

450 A

LIQUID | WF | GOUGING

no accessories :
032200

OPTIONS

Câble d'inversion de polarité
- Polarity reversal cable
- Umpolungskabel

1.3 m	95 mm²	033689
5 m	95 mm²	032439
10 m	95 mm²	032446

Faisceaux de liaison - Connection cable
- Zwischenschlauchpakete

AIR COOLED

5 m	50 mm²	034822
5 m	70 mm²	034839
10 m	50 mm²	034853
10 m	70 mm²	034860
10 m	95 mm²	045941

LIQUID COOLED

1.6 m	70 mm²	033696
5 m	70 mm²	033641
10 m	70 mm²	033658
10 m	95 mm²	034877
15 m	95 mm²	034884
20 m	95 mm²	034891

GOUGING **Gougeage - Gouging - Fugenhobeln**

Ø 8 mm max
041516

Câble pour pince de gougeage
- Cable for gouging torch
- Anschlusskabel für Fugenhobel-Brenner

70 mm² - 5 m
040670

Électrodes de gougeage
- Gouging - Electrodes
- Fugenhobelelektrode
- Electrodos de carbono

Ø 5 mm	(x50)	069756
Ø 6.4 mm	(x50)	086081
Ø 8 mm	(x50)	086098

Screen protection included with Magys

046191

Cable support (x4)

046535

CE NORM. EN60974-1	MADE IN FRANCE	50/60 Hz	Norm	Intensive	A	Reg	EN60974-1 (40°C) I(A) (60%)	X% (I2 max)	100%	U0 (V)	Electronic Control	max m/min	200 mm 5 kg	300 mm 15 kg	Ø mm GAS	NO GAS	Equipement d'origine Original equipement Originalausstattung Equipamiento de fabrica	TYPE			Cooling system	cm	kg	Protected & compatible power generator (+/-15%)
MAGYS 400-4		400V 3~	20	25	40→350	20	320	350 A @ 50%	260 A	17-43		24	■	■	0.6→1.6	0.9→1.6	1.0 / 1.2 mm	C 042117	■	—	Air	46 × 93 × 110	134	20 kW
MAGYS 400 GR											—	—	—	—	—	—	—		—	+ WS-4R or W5S-4L				
MAGYS 500 GR		400V 3~	25	32	45→450	30	410	450 A @ 50%	320 A	18-51	—	—	—	—	—	—	—	—	—	+ WS-4R or W5S-4L	Air	48 × 93 × 110	152	30 kW
MAGYS 500 WS																				+ WS-4L or W5S-4L	Liquid		157	
WS-4R		—	—	—	—	—	—	—	—	—		24	■	■	0.6→1.6	0.9→2,4	1.0 / 1.2 mm	C 042117	—	■	Air	68 × 56 × 35.5	22	—
WS-4L																					Liquid			
W5S-4L		—	—	—	—	—	—	—	—	—		20	■	—	0.6→1.6	0.9→1.6	0.8 / 1.0 mm	B 042360	—	■	Air + Liquid	32 × 49 × 23	12	—

PROMIG 400-4S

		TYPE B				Fe/CrNi	Alu
pack PROMIG 400-4S 1 035928		Ø1/1.2 (original equipment)		4m, 50 mm² 047853		350 A, 4 m, air 040946	
pack PROMIG 400-4S 2 035935		Ø1/1.2 (original equipment)	Alu, Ø1/1.2 (x2) 040915	4m, 50 mm² 047853			350 A, 3 m, air 040731

PROMIG 400-4S DV WS

pack PROMIG 400-4S DV WS 1 062740		Ø1/1.2 (original equipment)		4m, 50 mm² 047853		500 A, 4 m, liquid 041004	
pack PROMIG 400-4S DV WS 2 062757		Ø1/1.2 (original equipment)	Alu, Ø1/1.2 (x2) 040915	4m, 50 mm² 047853			500 A, 3 m, liquid 046160

PROMIG 400-G.DV

pack PROMIG 400-G.DV 1 035942	TF-4RN 061699	Ø1/1.2 (original equipment)		4m, 50 mm² 047853	10 m, air, ø 70 mm² 034860	350 A, 4 m, air 040946	
pack PROMIG 400-G.DV 3 036109	TF-4RN 061699	Ø1/1.2 (original equipment)		4m, 50 mm² 047853	5 m, air, ø 70 mm² 034839	350 A, 4 m, air 040946	
pack PROMIG 400-G.DV 2 035959	TF-4RN 061699	Ø1/1.2 (original equipment)	Alu, Ø1/1.2 (x2) 040915	4m, 50 mm² 047853	10 m, air, ø 70 mm² 034860		350 A, 3 m, air 040731
pack PROMIG 400 G.DV 4 036116	TF-4RN 061699	Ø1/1.2 (original equipment)	Alu, Ø1/1.2 (x2) 040915	4m, 50 mm² 047853	5 m, air, ø 70 mm² 034839		350 A, 3 m, air 040731

PROMIG 400-4S DUO DV

pack PROMIG 400-4S DUO DV 1 035966		Ø1/1.2 (original equipment)		4m, 50 mm² 047853		350 A, 4 m, air 040946	
pack PROMIG 400-4S DUO DV 2 035973		Ø1/1.2 (original equipment)	Alu, Ø1/1.2 (x2) 040915	4m, 50 mm² 047853			350 A, 3 m, air 040731
pack PROMIG 400-4S DUO DV 3 035980	TF-4RN 061699	Ø1/1.2 (original equipment)	Alu, Ø1/1.2 (x2) 040915	4m, 50 mm² 047853	10 m, air, ø 70 mm² 034860	350 A, 4 m, air 040946	350 A, 3 m, air 040731
pack PROMIG 400-4S DUO DV 4 036123	TF-4RN 061699	Ø1/1.2 (original equipment)	Alu, Ø1/1.2 (x2) 040915	4m, 50 mm² 047853	5 m, air, ø 70 mm² 034839	350 A, 4 m, air 040946	350 A, 3 m, air 040731

PROMIG 400 G.DV WS

pack PROMIG 400 G.DV WS 1 062764	TF-4W 061705	Ø1/1.2 (original equipment)		4m, 50 mm² 047853	5 m, liquid, ø 70 mm² 033641	500 A, 4 m, liquid 041004	
pack PROMIG 400 G.DV WS 2 062771	TF-4W 061705	Ø1/1.2 (original equipment)		4m, 50 mm² 047853	10 m, liquid, ø 70 mm² 033658	500 A, 4 m, liquid 041004	
pack PROMIG 400 G.DV WS 3 062788	TF-4W 061705	Ø1/1.2 (original equipment)	Alu, Ø1/1.2 (x2) 040915	4m, 50 mm² 047853	5 m, liquid, ø 70 mm² 033641		500 A, 3 m, liquid 046160
pack PROMIG 400 G.DV WS 4 062795	TF-4W 061705	Ø1/1.2 (original equipment)	Alu, Ø1/1.2 (x2) 040915	4m, 50 mm² 047853	10 m, liquid, ø 70 mm² 033658		500 A, 3 m, liquid 046160

MAGYS 400-4

			TYPE C					Fe/CrNi	Alu
pack MAGYS 400-4 1 032279			Ø1/1.2 (original equipment)		4m, 50 mm² 047853			350 A, 4 m, air 040946	
pack MAGYS 400-4 2 032286			Ø1/1.2 (original equipment)	Alu, Ø1/1.2 (x2) 042162	4m, 50 mm² 047853				350 A, 3 m, air 040731

MAGYS 400-GR

pack MAGYS 400 GR 1 032293	WS-4R 034723		Ø1/1.2 (original equipment)		4m, 50 mm² 047853		10 m, air, ø 70 mm² 034860	350 A, 4 m, air 040946	
pack MAGYS 400 GR 2 032309	WS-4R 034723		Ø1/1.2 (original equipment)	Alu, Ø1/1.2 (x2) 042162	4m, 50 mm² 047853		10 m, air, ø 70 mm² 034860		350 A, 3 m, air 040731
pack MAGYS 400 GR 4 036451	WS-4R 034723		Ø1/1.2 (original equipment)		4m, 50 mm² 047853		5 m, air, ø 70 mm² 034839	350 A, 4 m, air 040946	
pack MAGYS 400 GR 3 032316		W5S-4L 032835	Ø1/1.2 (original equipment)		4m, 50 mm² 047853		10 m, air, ø 70 mm² 034860	350 A, 4 m, air 040946	

MAGYS 500 GR

pack MAGYS 500 GR 1 032323	WS-4R 034723		Ø1/1.2 (original equipment)		4m, 70 mm² 043831	10 m, air, ø 95 mm² 045941	450 A, 4 m, air 045392	
pack MAGYS 500 GR 2 036468	WS-4R 034723		Ø1/1.2 (original equipment)		4m, 70 mm² 043831	5 m, air, ø 70 mm² 034839	450 A, 4 m, air 045392	

MAGYS 500 WS

pack MAGYS 500 WS 1 032330	WS-4L 033573		Ø1/1.2 (original equipment)		4m, 70 mm² 043831	10m, liquid, ø 70 mm² 033658	500 A, 4 m, liquid 041004	
pack MAGYS 500 WS 4 036475	WS-4L 033573		Ø1/1.2 (original equipment)		4m, 70 mm² 043831	5m, liquid, ø 70 mm² 033641	500 A, 4 m, liquid 041004	
pack MAGYS 500 WS 2 032347	WS-4L 033573		Ø1/1.2 (original equipment)	Alu, Ø1/1.2 (x2) 042162	4m, 70 mm² 043831	10m, liquid, ø 70 mm² 033658		500 A, 3 m, liquid 046160
pack MAGYS 500 WS 3 032354		W5S-4L 032835	Ø0.8/1 (original equipment)		4m, 70 mm² 043831	10m, liquid, ø 70 mm² 033658	500 A, 4 m, liquid 041004	

Cooling liquid (not included)

5L
062511

10L
052246

GMAW/FCAW MIG/MAG INVERTER

3 in 1 | GAS | NO GAS | MMA | INCLUDED

Youtube

EASY TO USE

Example / Exemple EASYMIG 160

NEW

EASYMIG 85

85 A | Ø 100 | NO GAS

2.1 m, 10 mm² + 1.6 m, 10 mm²

065536

EASYMIG 110

110 A | Ø 100 | GAS | NO GAS | MMA

2 m + 1.6 m, 16 mm² + 1.6 m, 10 mm²

013599

EASYMIG 130

120 A | Ø 100 | GAS | NO GAS | MMA

120 A on 13 A fuse

2 m + 1.6 m, 16 mm² + 1.6 m, 10 mm²

032231

031869

EASYMIG 140

140 A | Ø 100 | GAS | NO GAS | MMA

140 A on 13 A fuse

2 m + 1.6 m, 16 mm² + 1.6 m, 10 mm²

032262

031876

EASYMIG 150

140 A | Ø 100/200 | GAS | NO GAS | MMA

140 A on 13 A fuse

2 m + 1.6 m, 16 mm² + 1.6 m, 10 mm²

032248

031883

EASYMIG 160

160 A | Ø 100/200 | GAS | NO GAS | MMA

2 m + 1.6 m, 16 mm² + 1.6 m, 16 mm²

032255

EASYMIG 160 XL

160 A | Ø 200/300 | GAS | NO GAS | MMA

2.5 m + 2 m, 16 mm² + 2 m, 16 mm²

013605

EASYMIG 180-4 XL

180 A | Ø 200/300 | GAS | NO GAS | MMA

3 m + 2 m, 16 mm² + 2 m, 16 mm²

066571

OPTIONS

KIT SOUDAGE NO GAZ Ø 0.9
- No Gas Welding Kit Ø 0.9
- Schweißset Fülldraht

NO GAZ

041240 | 150 A | type A

more p.69



- Isolated Nozzle (x1)
- M6 - Ø 0.9/1.0 (x3)
- Type A Ø 0.9-1.0 / 1.2 (x1)

EN60974-1	MADE IN GYS CHINA	50 / 60 Hz	A	EURO	I2 MMA A	I2 MIG A	MIG EN60974-1 (40°C) IA (60%)	MIG EN60974-1 (40°C) X% (I2 max)	MMA EN60974-1 (40°C) IA (60%)	MMA EN60974-1 (40°C) X% (I2 max)	Uo (V)	Electronic Control	100 mm 1 kg	200 mm 5 kg	300 mm 15 kg	Ø mm GAS	Ø mm NO GAS	Ø mm MMA	Equipement d'origine / Original equipment / Originalausstattung / Equipamiento de fabrica	TYPE		cm	kg
EASYMIG 85		230V 1~	16	—	—	30→85	50	85 A @ 20%	—	—	62		■	—	—	—	0.6→0.9	—	0.9 (no gas)	D-039476	0.8/0.9	—	9.5
EASYMIG 110		230V 1~	16	—	20→80	30→100	60	100 A @ 30%	50	80 A @ 30%	62		■	—	—	0.6→0.8	0.6→0.9	1.6→2.5	0.8 (gas) / 0.9 (no gas)	D-039476	0.8/0.9	41×42×19	9.5
EASYMIG 130		230V 1~	16	—	20→100	30→120	70	120 A @ 20%	60	100 A @ 20%	62		■	—	—	0.6→0.8	0.6→0.9	1.6→3.2	0.8 (gas) / 0.9 (no gas)	D-039476	0.8/0.9	43×42×19	10.5
EASYMIG 140		230V 1~	16	■	20→120	30→140	80	140 A @ 15%	70	120 A @ 15%	62		■	—	—	0.6→0.8	0.6→0.9	1.6→3.2	0.8 (gas) / 0.9 (no gas)	D-039476	0.8/0.9	43×42×19	11.3
EASYMIG 150		230V 1~	16	■	20→120	30→140	80	140 A @ 15%	70	120 A @ 15%	62		■	■	—	0.6→0.8	0.6→0.9	1.6→3.2	0.8 (gas) / 0.9 (no gas)	A-046856	0.8/0.9	52×36×25	13
EASYMIG 160		230V 1~	16	■	20→140	30→160	95	160 A @ 20%	90	140 A @ 20%	59		■	■	—	0.6→0.8	0.6→0.9	1.6→3.2	0.8 (gas) / 0.9 (no gas)	A-046856	0.8/0.9	50×36×25	14.3
EASYMIG 160 XL		230V 1~	16	■	20→140	30→160	95	160 A @ 20%	90	140 A @ 20%	59		—	■	■	0.6→0.8	0.6→0.9	1.6→3.2	0.8 (gas) / 0.9 (no gas)	A-046856	0.8/0.9	55×44×25	15.7
EASYMIG 180-4 XL		230V 1~	16	■	20→150	30→180	110	180 A @ 20%	100	150 A @ 20%	59		—	■	■	0.6→0.8	0.6→0.9	1.6→3.2	0.8 (gas) / 0.9 (no gas)	A-046856	0.8/0.9	55×44×25	15.7

GMAW/FCAW
MIG/MAG
INVERTER • SYNERGIC

Youtube

4 in 1 | GAS | NO GAS | MMA | TIG

1 MIG / MANUAL
Enter your parameters

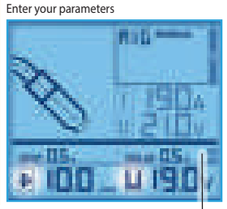

Adjust Spot & Delay

2 MIG / SYNERGIC
Easy to use

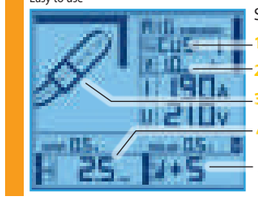

Select :
1. material
2. Ø wire
3. position
4. thickness : 0.5 → 6 mm

Adjust arc length

Fe	CrNi
AlMg5	CuSi3
AlSi5	AlSi12
CuAl8	F. C.

3 MMA

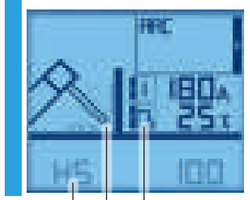

HotStart — ArcForce

Electrodes : Ø 1.6 → 5 mm

4 TIG lift



Post Gas — Downslope

Thickness : 0.5 → 8 mm

MULTIPEARL 210-2

200 A | Ø 100/200

P400 | PFC | FV | SR | HS | AF | Anti Sticking

GAS | NO GAS | MMA | TIG

3 m | 2.5 m, 16 mm² | 2 m, 16 mm²

065093

MULTIPEARL 210-4 XL

200 A | Ø 200/300

P400 | PFC | FV | SR | HS | AF | Anti Sticking

GAS | NO GAS | MMA | TIG

3 m | 2.5 m, 16 mm² | 2 m, 16 mm²

065109

MULTIPEARL 211-4

200 A | Ø 200/300

P400 | PFC | FV | SR | HS | AF | Anti Sticking

GAS | NO GAS | MMA | TIG

3 m | 2.5 m, 16 mm² | 2 m, 16 mm²

065116

PFC POWER FACTOR CORRECTION

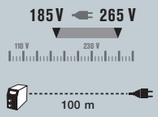

FV FLEXIBLE VOLTAGE

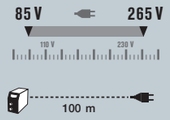

SR SECONDARY REGULATION

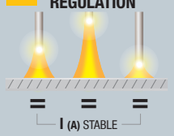

Anti Sticking

OPTIONS

TIG torch kit SR17 V (valve)
4 m
10/25 mm²
044425

TIG torch kit SR17 DB
4 m
046108

KIT SOUDAGE NO GAZ Ø 0.9
- No Gas Welding Kit Ø 0.9
- Schweißset Fülldraht

NO GAZ

more p.65

072336 | 250 A | type A

- Base (x1)
- Ceramic nozzle (x3)
- M6 - Ø 0.9/1.0 (x3)
- Type A Ø 0.9-1.0 / 1.2 (x1)

NEW

MADE IN FRANCE	CE NORM. EN60974-1	50 / 60 Hz	AM A	I2 MMA A	I2 TIG A	MIG min → max A	EN60974-1 (40°C) IA (60%)	X% (I2 max)	Uo (V)	Electronic Control	max m/min	100 mm 1 kg	200 mm 5 kg	300 mm 15 kg	Ø mm GAS	NO GAS	Ø mm MMA	Equipement d'origine Original equipment Originalausstattung Equipamiento de fabrica TYPE		cm	kg	Protected & compatible power generator (+/-15%)
Multi PEARL 210-2		110 V 1~	32	10 → 130	10 → 160	20 → 150	100	150 A @ 22%	76		15	■	■	—	0.6 → 1.0	0.9 → 1.2	1.6 → 3.2	A 041189	0.8/1.0	25 x 45 x 35	16	7.5 kW
		230 V 1~	16	10 → 200	10 → 200	20 → 200	130	200 A @ 20%	75								1.6 → 5.0					
Multi PEARL 210-4 XL		110 V 1~	32	10 → 130	10 → 160	20 → 150	100	150 A @ 22%	76		15	—	■	■	0.6 → 1.0	0.9 → 1.2	1.6 → 3.2	B 042360	0.8/1.0	27.5 x 55 x 44	20	7.5 kW
		230 V 1~	16	10 → 200	10 → 200	20 → 200	130	200 A @ 20%	75								1.6 → 5.0					
Multi PEARL 211-4		110 V 1~	32	10 → 130	10 → 160	20 → 150	100	150 A @ 22%	76		15	—	■	■	0.6 → 1.0	0.9 → 1.2	1.6 → 3.2	B 042360	0.8/1.0	41 x 73 x 77	27	7.5 kW
		230 V 1~	16	10 → 200	10 → 200	20 → 200	130	200 A @ 20%	75								1.6 → 5.0					

GMAW/FCAW MIG/MAG INVERTER

3 in 1 — GAS / NO GAS / MMA

IP 23 INDOOR / OUTDOOR

- 220M-C
- 220M
- 320T-C

EASY TO USE

MULTIWELD 250T

230 V • 1~

MULTIWELD 160M
230 V • 1 ~ — 160 A — Ø 200/300 — GAS / NO GAS / MMA — Anti Sticking
2.5 m — 2 m, 16 mm² — 2 m, 16 mm²
013612

MULTIWELD 200M-C NEW
230 V • 1 ~ — 200 A — Ø 200/300 — GAS / NO GAS / MMA — Anti Sticking
2.5 m — 2 m, 16 mm² — 2 m, 16 mm²
066588

MULTIWELD 200M NEW
230 V • 1 ~ — 200 A — Ø 200/300 — GAS / NO GAS / MMA — Anti Sticking
2.5 m — 2 m, 16 mm² — 2 m, 16 mm²
065499

MULTIWELD FV 220M-C
110V / 230 V • 1 ~ — 220 A — Ø 200/300 — GAS / NO GAS / MMA — Anti Sticking — FV
3 m — 2.5 m, 25 mm² — 2 m, 25 mm²
065499

MULTIWELD FV 220M
110V / 230 V • 1 ~ — 220 A — Ø 200/300 — GAS / NO GAS / MMA — Anti Sticking — FV
3 m — 2.5 m, 25 mm² — 2 m, 25 mm²
065482

400 V • 3~

MULTIWELD 250T-C
400 V • 3 ~ — 250 A — Ø 200/300 — GAS / NO GAS / MMA — Anti Sticking
no accessories :
014572
4 m — 4 m, 35 mm² — 4 m, 25 mm²
062238 — Delivered in x4

MULTIWELD 250T
400 V • 3 ~ — 250 A — Ø 200/300 — GAS / NO GAS / MMA — Anti Sticking
no accessories :
031678
4 m — 4 m, 35 mm² — 4 m, 25 mm²
014756 — Delivered in x4

MULTIWELD 320T-C
400 V • 3 ~ — 320 A — Ø 200/300 — GAS / NO GAS / MMA — Anti Sticking
no accessories :
063037
4 m — 4 m, 35 mm² — 4 m, 35 mm²
065130 — Delivered in x4

MULTIWELD 320T
400 V • 3 ~ — 320 A — Ø 200/300 — GAS / NO GAS / MMA — Anti Sticking
no accessories :
062467
4 m — 4 m, 35 mm² — 4 m, 35 mm²
065123 — Delivered in x4

OPTIONS

KIT SOUDAGE NO GAZ Ø 0.9
- No Gas Welding Kit Ø 0.9
- Schweißset Fülldraht

NO GAS

more p.69

250 A type A — 072336
250 A type B — 072343

CO2 Gas heater and regulator

MULTIWELD only
AC36V/150W

RH-258, G5/8 CN
063341

GH-258, G3/4 Russia
063358

GH-258, G7/8 UK
063365

EN60974-1 CE NORM. — MADE IN GYS CHINA	50/60 Hz	mm²	m	A	EURO	I2 MAA	I2 MIG	EN60974-1 (40°C) MIG IA (60%)	MIG X% (I2 max)	MMA IA (60%)	MMA X% (I2 max)	Uo (V)	Electronic Control	200 mm 5 kg	300 mm 15 kg	Ø mm GAS	Ø mm NO GAS	Ø mm MMA	Equipement d'origine / Original equipment / Originalausstattung / Equipamiento de fabrica	TYPE		wheels	cm	kg	Protected & compatible power generator (+/-15 %)
MULTIWELD 160M	230 V 1~	3x 1.5	2	16	■	20 → 140	30 → 160	95	160 A @ 20%	90	140 A @ 20%	59		■	■	0.6 → 0.8	0.9	1.6 → 3.2	0.8 (gas) / 0.9 (no gas)	A-046856	0.8	■	79 × 77 × 47	30	5 kW
MULTIWELD 200M-C	230 V 1~	3x 2.5	2	16	■	20 → 180	30 → 200	115	200 A @ 15%	104	200 A @ 15%	65		■	■	0.6 → 1.2	0.9 → 1.2	1.6 → 4	0.8/1.0	A-041189	—	—	58 × 52 × 34	—	9 kW
MULTIWELD 200M	230 V 1~	3x 2.5	2	16	■	20 → 180	30 → 200	115	200 A @ 15%	104	200 A @ 15%	65		■	■	0.6 → 1.2	0.9 → 1.2	1.6 → 4	0.8/1.0	A-041189	—	■	79 × 77 × 47	—	9 kW
MULTIWELD FV 220M-C	110 V 1~ 230 V 1~	3x 2.5	2	16	■	30 → 200	30 → 220	160	220 A @ 20%	140	200 A @ 20%	75		■	■	0.6 → 1.2	0.9 → 1.2	1.6 → 5	0.8/1.0	A-041189	—	—	58 × 52 × 34	24	9 kW
MULTIWELD FV 220M	110 V 1~ 230 V 1~	3x 2.5	2	16	■	30 → 200	30 → 220	160	220 A @ 30%	140	200 A @ 20%	75		■	■	0.6 → 1.2	0.9 → 1.2	1.6 → 5	0.8/1.0	A-041189	—	■	79 × 77 × 47	32	9 kW
MULTIWELD 250T-C	400 V 3~	4x 1.5	3	16	■	40 → 220	40 → 250	170	250 A @ 20%	150	220 A @ 20%	59		■	■	0.6 → 1.2	0.9 → 1.2	1.6 → 5	0.8/1.0	A-041189	—	—	58 × 52 × 32	32	9 kW
MULTIWELD 250T	400 V 3~	4x 1.5	3	16	■	40 → 250	40 → 250	200	250 A @ 30%	200	250 A @ 30%	59		■	■	0.6 → 1.2	0.9 → 1.2	1.6 → 5	0.8/1.0	A-041189	—	■	79 × 77 × 47	40	9 kW
MULTIWELD 320T-C	400 V 3~	4x 2.5	3	16	■	40 → 300	40 → 320	200	320 A @ 20%	180	300 A @ 20%	59		■	■	0.6 → 1.2	0.9 → 1.2	1.6 → 6	0.8/1.0	B-042360	—	—	58 × 52 × 34	38	13 kW
MULTIWELD 320T	400 V 3~	4x 2.5	3	16	■	40 → 300	40 → 320	240	320 A @ 30%	220	300 A @ 30%	59		■	■	0.6 → 1.2	0.9 → 1.2	1.6 → 6	0.8/1.0	B-042360	—	■	77 × 79 × 47	44	13 kW

MIG WIRE FEEDER

MADE IN FRANCE

EXAFEED 4L
032408
AIR | LIQUID

PUSH PULL COMPATIBILITY

EN60974-1 (40°C)			max			Ø mm		Equipement d'origine - Original equipement Originalausstattung - Equipamiento de fabrica				
IA (60%)	X% (I2 max)	Electronic Control	m/min	200 mm 5 kg	300 mm 15 kg	GAS	NO GAS		TYPE	cm	kg
500	60		22	■	■	0.6 → 1.6	0.9 → 2.4	1.0 / 1.2 mm	C-042117	70 × 51 × 38	20.5

CONNECTION CABLE

AIR COOLED

5 m	70 mm²	047587
10 m	70 mm²	047594
10 m	95 mm²	047600
15 m	95 mm²	038349
20 m	95 mm²	038431

LIQUID COOLED

1.8 m	70 mm²	037243
5 m	70 mm²	047617
10 m	70 mm²	047624
10 m	95 mm²	047631
15 m	95 mm²	038448
20 m	95 mm²	038455

ROLLERS
047020

SKIS
047037

REMOTE CONTROL
RC-HA2
10m (EXAFEED only)
047679

Push Pull (24V/42V) Connector 14pt, male
047686

MIG PORTABLE FEEDER

UNIVERSAL
CHANTIER - JOBSITE

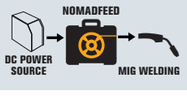

INDOOR /OUTDOOR

Ø 200/300 -

NOMADFEED 425-4 CC/CV
036291

MADE IN FRANCE

OPTIONS — **OPEN ARC**

NOMADFEED CABLE

5 m	95 mm²	032439
10 m	95 mm²	032446
15 m	95 mm²	036666
20 m	95 mm²	036673

Adapter kit for self shielded flux-cored wires - Adaptateur pour fil fourré sans gaz
068636

I V						Ø mm		DC power source		Equipement d'origine - Original equipement - Originalausstattung - Equipamiento de fabrica				Protected against over voltage			IP
	50/60 Hz	100% A	60% A	Ø mm	Electronic Control	GAS	NO GAS	Mode Constant Current	Mode Constant Voltage	mm	TYPE				cm	kg	
	16>110V DC	300	425	200/300		0.6 → 1.6	0.9 → 2.4	■	■	1.2/ 1.6	E-038615 / C-038646	4 m	95 mm²	■	67.5 × 27 × 49	15.5	23

TIG HF

MADE IN FRANCE

EXATIG HF
013780

UNIVERSAL

details p.25

OPTIONS

EXACOOL — LIQUID
1000 W, cooling unit (5.5l) liquid not included
032422

Cooling liquid (not included)
5 L 062511
10 L 052246

Trolley T/M 400
1105x 1135x540 mm
037328

Filter kit
046580

REMOTE CONTROL RC-HA1
EXAGON only
8 m 045675
20 m 066625

COMPLETE PACKS

EXAGON

		liquid not included									Fe/CrNi
pack EXAGON MAG A1 012417	EXAFEED 4L 032408		10 m, air, ø 70 mm² 047594				TYPE C, Ø 1/1.2 (Original Equipment)	4m, 70 mm² 043831	1105 x 1135 x 540 mm 037328		350 A, 4 m, air 040946
pack EXAGON MAG A2 013377	EXAFEED 4L 032408		5 m, air, ø 70 mm² 047587				TYPE C, Ø 1/1.2 (Original Equipment)	4m, 70 mm² 043831	1105 x 1135 x 540 mm 037328		350 A, 4 m, air 040946
pack EXAGON MAG W1 012424	EXAFEED 4L 032408	EXACOOL 1000W 032422	10 m, liquid, ø 95 mm² 047631				TYPE C, Ø 1/1.2 (Original Equipment)	4m, 70 mm² 043831	1105 x 1135 x 540 mm 037328		500 A, 4 m, liquid 041004
pack EXAGON MAG W2 013384	EXAFEED 4L 032408	EXACOOL 1000W 032422	5 m, liquid, ø 70 mm² 047617				TYPE C, Ø 1/1.2 (Original Equipment)	4m, 70 mm² 043831	1105 x 1135 x 540 mm 037328		500 A, 4 m, liquid 041004
pack EXAGON MAG A5 013421				NOMADFEED 425-4 036291	5 m, ø 95 mm² 032439		TYPE C, Ø 1/1.2 (Original Equipment)	4m, 70 mm² 043831			450 A, 4 m, air 045392
pack EXAGON MAG A6 013438				NOMADFEED 425-4 036291	5 m, ø 95 mm² 032439		TYPE C, Ø 1/1.2 (Original Equipment)	4m, 70 mm² 043831		600 x 1150 x 584 mm 039568	450 A, 4 m, air 045392

EXAGON

7 in 1

MULTIPROCESS INVERTER CC/CV

1. **MMA**
2. **MMA • PULSE** — Kits MMA p. 19
3. **TIG DC LIFT** — Torches & consumables p. 33
4. **GOUGING** — Accessories p. 19
5. **MIG Wire feeder** — EXAFEED 4L
6. **MIG Portable feeder** — NOMADFEED 425-4 CC/CV
7. **TIG HF** — EXATIG

EXAGON 400 CC/CV

400 V • 3 ~
400 A
400A 60 %
SR | VRD inside | AD | IP 23

no accessories
010925

VRD inside — Voltage Reduction Device

MEMORY : 50 MMA JOBS + 50 TIG JOBS

QUICK ACCESS
Program charge mode easy

EASY USB UPDATE
DIRECT COMPUTER

ROBUST DESIGN

IP 23
INDOOR / OUTDOOR

CE NORM. EN60974-1	MADE IN FRANCE		I2 MMA	I2 TIG	I2 MIG	MMA/TIG/MIG EN60974-1 (40°C)							
		50/60 Hz	A	A	A	A	IA (60%)	X% (I2 max)	100%	Uo	cm	kg	Protected & compatible power generator (+/-15%)
EXAGON 400 CC/CV		400 V 3~	32 A	20 → 400	5 → 400	15 → 400	400	60	350 A	84 V	58 × 52 × 30	36	30 kW / 36 kVA

MIG WIRE FEEDER

NEOFEED 4W

AIR
LIQUID
IP 23
PUSH PULL COMPATIBILITY 24/42V

connection cable not included
014527

MADE IN FRANCE

EN60974-1 (40°C)			max	Ø mm		Ø mm		Equipement d'origine - Original equipement - Originalausstattung - Equipamiento de fabrica			
IA 60%	X% I2 max	Electronic Control	m/min	200	300	GAS	NO GAS		TYPE	cm	kg
500	60		22	■	■	0.6 → 1.6	0.9 → 2.4	1.0 / 1.2 mm	F-061873	70 × 51 × 38	20.5

ROLLERS
047020

SKIS
047037

Push Pull (24V/42V) Connector 14pt, male
047686

CONNECTION CABLE

AIR COOLED

1.8 m	70 mm²	071780
5 m	70 mm²	047587
10 m	70 mm²	047594
10 m	95 mm²	047600
15 m	95 mm²	038349
20 m	95 mm²	038431

LIQUID COOLED

1.8 m	70 mm²	037243
5 m	70 mm²	047617
10 m	70 mm²	047624
10 m	95 mm²	047631
15 m	95 mm²	038448
20 m	95 mm²	038455

MIG PORTABLE FEEDER

UNIVERSAL
CHANTIER - JOBSITE

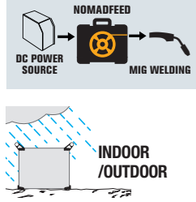

INDOOR /OUTDOOR

Ø 200/300 -

NOMADFEED 425-4 CC/CV
036291

MADE IN FRANCE

IV	50/60 Hz	100% A	60% A	Ø mm	Electronic Control	GAS	NO GAS	Ø mm	DC power source Mode Constant Current	DC power source Mode Constant Voltage	Equipement d'origine - Original equipement - Originalausstattung - Equipamiento de fabrica: mm	TYPE			Protected against over voltage	cm	kg	IP
888	16>110V DC	300	425	200/300		0.6 → 1.6	0.9 → 2.4		■	■	1.2/ 1.6	E-038615 C-038646	4 m	95 mm²	■	67.5 × 27 × 49	15.5	23

NOMADFEED CABLE

5 m	95 mm²	032439
10 m	95 mm²	032446
15 m	95 mm²	036666
20 m	95 mm²	036673

OPTIONS

OPEN ARC

Adapter kit for self shielded flux-cored wires - Adaptateur pour fil fourré sans gaz
068636

TIG HF

MADE IN FRANCE

EXATIG HF
013780

UNIVERSAL

details p.25

OPTIONS

Trolley T/M 400
1105x 1135x540 mm
037328

Filter kit
046580

REMOTE CONTROL RC-HA1
EXAGON only
8 m 045675
20 m 066625

COMPLETE PACKS

EXAGON MV

										Fe/CrNi
pack EXAGON MV MAG A1 076297	NEOFEED 4W 014527	10 m, air, ø 70 mm² 047594				TYPE F, Ø 1/1.2 (Original Equipment)	4m, 70 mm² 043831	1105 x 1135 x 540 mm 037328		350 A, 4 m, air 040946
pack EXAGON MV MAG A2 076310	NEOFEED 4W 014527	5 m, air, ø 70 mm² 047587				TYPE F, Ø 1/1.2 (Original Equipment)	4m, 70 mm² 043831	1105 x 1135 x 540 mm 037328		350 A, 4 m, air 040946
pack EXAGON MV MAG A3 076327			NOMADFEED 425-4 036291	5 m, ø 95 mm² 032439		TYPE F, Ø 1/1.2 (Original Equipment)	4m, 70 mm² 043831			450 A, 4 m, air 045392
pack EXAGON MV MAG A4 076334			NOMADFEED 425-4 036291	5 m, ø 95 mm² 032439		TYPE F, Ø 1/1.2 (Original Equipment)	4m, 70 mm² 043831		600 x 1150 x 584 mm 039568	450 A, 4 m, air 045392

EXAGON

7 in 1

MULTIPROCESS INVERTER MV

1. **MMA**
2. **MMA • PULSE** — Kits MMA p. 19
3. **TIG DC LIFT** — Torches & consumables p. 33
4. **GOUGING** — Accessories p. 19
5. **MIG Wire feeder** — NEOFEED 4W
6. **MIG Portable feeder** — NOMADFEED 425-4 CC/CV
7. **TIG HF** — EXATIG

NEW 08/2022

Heavy Duty
Pipe
Petrol Offshore

EXAGON 400 MV

208 → 525 V • 1 → 3 ~

400 A — **400A 60 %**

SR | VRD inside | AD | IP 23

no accessories
069718

VRD inside Voltage Reduction Device

MEMORY : 50 MMA JOBS + 50 TIG JOBS

QUICK ACCESS
Program charge mode easy

EASY USB UPDATE
DIRECT COMPUTER

ROBUST DESIGN

IP 23
INDOOR / OUTDOOR

EN60974-1	MADE IN FRANCE		50/60 Hz	AM A	I2 MMA A	I2 TIG A	I2 MIG A	MMA/TIG/MIG EN60974-1 (40°C) IA (60%)	X% (I2 max)	100%	Uo	cm	kg	Protected & compatible power generator (+/-15 %)	
EXAGON 400 MV		1~	208 → 300 V	63	15 → 270	10 → 270	10 → 270	270 A	60 %	220 A	80 V	66 × 52 × 30	36	30 kW	36 kVA
			300 → 525 V	32											
		3~	208 → 300 V	63	15 → 400	10 → 400	10 → 400	400 A	60 %	350 A					
			300 → 525 V	32											

GMAW/FCAW

MIG/MAG

INVERTER • PULSE

CUSTOMISATION



ACCESSIBILITY

3 interface levels

- EASY
- ADVANCED
- EXPERT

10 languages

- French
- English
- German
- Italian
- Spanish
- Czech
- Dutch
- Russian
- Chinese
- Japanese

Youtube

MIG

MANUAL	STANDARD DYNAMIC
SPOT	PULSE

MODULARC

TIG

LIFT
PULSE

MMA

STANDARD
PULSE

GOUGING

Ø 4 › 6.4 (400G)
Ø 4 › 8 (500G)

MANUAL

QUICK LOAD

AUTOMATION

CONNECT 5

for Automation (5 programs)

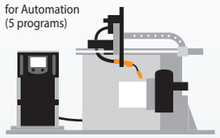

SAM ✓ Automation module compatibility SAM-1N MIG/GMAW **(details p.58)**

CONNECTIVITY

TRACEABILITY

History data export

✓ QMOS - WPQR
✓ DMOS - WPS

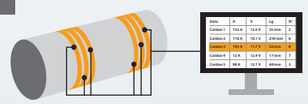

ENERGY CONTROL : 20 kHz, kJ or kJ/cm

PORTABILITY

Share configuration & jobs

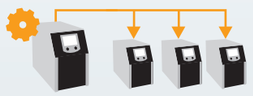

SOFTWARE UPDATE

Neopulse evolutions

Retrouvez toutes les synergies :
- Find all the synergies :
- Finde alle Synergien :

www.gys.fr

PFC POWER FACTOR CORRECTION

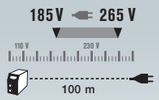

IP 23 INDOOR / OUTDOOR



230 V • 1 ~

NEOPULSE 220 C

230 V • 1 ~

220 A | Ø 200

PFC | AIR | MMA | TIG | IP 23S

no accessories/no trolley

061835

NEOPULSE 220 C XL

230 V • 1 ~

220 A | Ø 200/300

PFC | AIR | MMA | TIG | IP 23S

no accessories/no trolley

061842

OPTIONS

USB key
16 Go/GB
included
062344

Push Pull (24V/42V)
Connector 14pt,
male
047686

JOBSITE XL

600 x 1150 x 584 mm

039568

CE NORM. EN60974-1 EN60974-5 EN60974-10	MADE IN FRANCE			min → max		MIG EN60974-1 (40°C)					max	Ømm		Ø mm		Equipement d'origine Original equipment Originalausstattung Equipamiento de fabrica				Protected & compatible power generator (+/-15 %)
		50 / 60 Hz	A	A	PUSHPULL	I (60%)	X% (I2 max)	100%	Uo	Electronic Control	m/min	GAS	NO GAS	200 mm 5 kg	300 mm 15 kg		TYPE	cm	kg	
NEOPULSE 220 C		200 → 240 V · 1 ~	16	10 → 220	24 V	150 A	20%	130 A	80 V	■	20	0.6 → 1.2	0.9 → 1.2	■	—	acier-steel 0.8 /1.0 mm	B	55 × 41 × 32	28	7.5 kW
NEOPULSE 220 C XL		200 → 240 V · 1 ~	16	10 → 220	24 V	150 A	20%	130 A	80 V	■	20	0.6 → 1.2	0.9 → 1.2	■	■	acier-steel 0.8 /1.0 mm	B	32 × 49 × 60	30	7.5 kW

GMAW/FCAW
MIG/MAG
INVERTER • PULSE

Youtube

IP 23 INDOOR / OUTDOOR



NEOPULSE 320C, 400 CW & NEOFEED 4W

OPTION

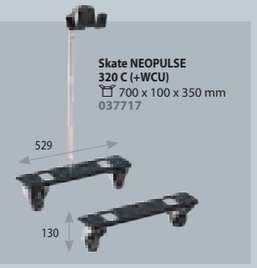

400 V • 3 ~

NEOPULSE 320 C

320 A | Ø 200/300
AIR | MMA | TIG | WF
IP 23

no accessories/no trolley
062474

NEOPULSE 400 CW

400 A | Ø 200/300 | 400 A - 60 %
AIR | LIQUID | MMA | TIG | WF
GOUGING | AD IP 23

no accessories/no trolley
062061

400 V • 3 ~ • GENERATOR

NEOPULSE 400 G

400 A | 400 A - 60 %
WF | MMA | TIG | GOUGING
IP 23

no accessories/no trolley
014497

NEOPULSE 500 G

500 A | 500 A - 50 %
WF | MMA | TIG | GOUGING
IP 23

no accessories/no trolley
014503

CE NORM. EN60974-1 EN60974-5 EN60974-10	MADE IN FRANCE	50 / 60 Hz	A	min → max A	PUSHPULL	MIG EN60974-1 (40°C) I (60%)	X% (12 max)	100%	Uo	Electronic Control	max m/min	Ø mm GAS	Ø mm NO GAS	Ø mm 200 mm 5 kg	Ø mm 300 mm 15 kg	Equipement d'origine Original equipment Originalausstattung Equipamiento de fabrica	TYPE	cm	kg	Protected & compatible power generator (+/-15 %)
NEOPULSE 320 C		400 V - 3 ~	25	10 → 320	24/42 V	300 A	40%	280 A	85 V	■	22	0.6 → 1.2	0.9 → 1.6	■	■	acier-steel 1 / 1.2 mm	F (061873)	30 × 68 × 55	37	13 kW
NEOPULSE 400 CW		400 V - 3 ~	32	10 → 400	24/42 V	400 A	60%	360 A	85 V	■	22	0.6 → 1.6	0.9 → 2.4	■	■	acier-steel 1 / 1.2 mm	F (061873)	96 x 51 x 85	78	20 kW

CE NORM. EN60974-1	MADE IN FRANCE	50 / 60 Hz	A	min → max A	PUSHPULL	EN60974-1 (40°C) MIG I (60%)	X% (12 max)	100%	Uo	cm	kg	Protected & compatible power generator (+/-15 %)
NEOPULSE 400 G		400 V - 3 ~	32	10 → 400	—	400 A	60%	360 A	85 V	68 × 30 × 42	31	20 kW
NEOPULSE 500 G		400 V - 3 ~	32	10 → 500	—	470 A	50%	440 A	85 V	68 × 30 × 42	32	25 kW

WF MIG WIRE FEEDER

✓ NEOPULSE 320C
✓ NEOPULSE 400 CW
✓ NEOPULSE 400G
✓ NEOPULSE 500G

NEOFEED 4W

AIR
LIQUID
IP 23
PUSH PULL COMPATIBILITY 24/42 V

connection cable not included
014527

EN60974-1 (40°C)			max	Ø mm		Ø mm		Equipement d'origine - Original equipement Originalausstattung - Equipamiento de fabrica			
IA 60%	X% I2 max	Electronic Control	m/min	200	300	GAS	NO GAS		TYPE	cm	kg
500	60		22	■	■	0.6 → 1.6	0.9 → 2.4	1.0 / 1.2 mm	F-061873	70 × 51 × 38	20.5

OPTIONS

CONNECTION CABLES

		AIR COOLED	LIQUID COOLED
1.8 m	70 mm²	071780	037243
5 m	70 mm²	047587	047617
10 m	70 mm²	047594	047624
10 m	95 mm²	047600	047631
15 m	95 mm²	038349	038448
20 m	95 mm²	038431	038455

ROLLERS
047020

SKIS
047037

REMOTE CONTROL

✓ NEOPULSE 320C
✓ NEOPULSE 400 CW
✓ NEOPULSE 400G
✓ NEOPULSE 500G
✓ NEOFEED 4W

RC-HD2

SOFTWARE UPDATE

command cable not included
062122

included fixation

Command cable

2.8 m	063907
6 m	063914
11 m	036925

10 pts, male
064355

10 pts, female
064362

OPTIONS

MAGNETFIX 50
029637

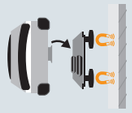

Fixing kit 2
for trolley T/M 400A
037779

NEOPULSE 320C & 400CW

CONFIGURATION 1

Connection kit
NUM-1
063938

CONFIGURATION 2

Connection kit
NUM-1
063938

NEOPULSE 400G & 500G

CONFIGURATION 1

No connection kit

CONFIGURATION 2

Connection kit
NUM-1
063938

EXTEND PRODUCTIVITY

×2 DOUBLE WIRE FEEDER

✓ NEOPULSE 400G
✓ NEOPULSE 500G

DOUBLE WIRE FEEDER OPTIONS

Fixation kit for trolley T/M 400A
064690

TWINCOOL
Cooling unit 1000 W, 5.5 L
liquid not included

065086

NEOPULSE 400G & 500G

CONFIGURATION 1



Connection kit
NUM-2
064942

CONFIGURATION 2

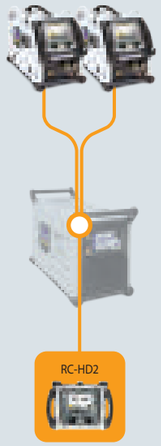

Connection kit
NUM-2
064942

+
NUM MIG 1
062993

+
NUM-1
063938

Pressure-regulator kit 5-30 L/min - Kit débimètre 5-30 L/min

✓ NEOFEED 4W
✓ NEOPULSE 320 C
✓ NEOPULSE 400 CW

073395

OPTIONS

RC-HA2
10m
047679

Push Pull (24V/42V)
Connector 14pt, male
047686

Skate
for NEOPULSE 320C + **WCU**
037717

USB key
16 Go/GB
included
062344

Trolley - T/M 400
for NEOPULSE
320C, 400G & 500G
1105 x 1135 x 540 mm
037328

Filter kit
063143

Cooling liquid
(not included)

5L
062511

10L
052246

NEOPULSE 220C

pack NEOPULSE 220C A1 062801		TYPE B, Ø 0.8/1 (x2) (Original Equipment)		4 m, 35 mm² 043817			250 A, 3 m, air 040700	
pack NEOPULSE 220C A2 062818		TYPE B, Ø 0.8/1 (x2) (Original Equipment)	TYPE B, Alu, Ø 1/1.2 (x2) 040915	4 m, 35 mm² 043817				250 A, 3 m, air 040724

NEOPULSE 220C XL

pack NEOPULSE 220C XL A1 062825		TYPE B, Ø 0.8/1 (x2) (Original Equipment)		4 m, 35 mm² 043817			250 A, 4 m, air 040922	
pack NEOPULSE 220C XL A2 062832		TYPE B, Ø 0.8/1 (x2) (Original Equipment)	TYPE B, Alu, Ø 1/1.2 (x2) 040915	4 m, 35 mm² 043817				250 A, 3 m, air 040724



NEOPULSE 320C

pack NEOPULSE 320C A1 062849		TYPE F, Ø 1/1.2 (x4) (Original Equipment)		4m, 70 mm² 036994			350 A, 4 m, air 040946	
pack NEOPULSE 320C A2 062856		TYPE F, Ø 1/1.2 (x4) (Original Equipment)	TYPE F, Alu, Ø 1/1.2 (x4) 061903	4m, 70 mm² 036994				350 A, 3 m, air 040731
pack NEOPULSE 320C W1 062863	WCU 1kW C 013537	TYPE F, Ø 1/1.2 (x4) (Original Equipment)		4m, 70 mm² 036994	T/M 400 037328		300 A, 4 m, liquid 043275	
pack NEOPULSE 320C W2 062870	WCU 1kW C 013537	TYPE F, Ø 1/1.2 (x4) (Original Equipment)	TYPE F, Alu, Ø 1/1.2 (x4) 061903	4m, 70 mm² 036994	T/M 400 037328			300 A, 3 m, liquid 040748
pack NEOPULSE 320C W3 063402	WCU 1kW C 013537	TYPE F, Ø 1/1.2 (x4) (Original Equipment)	TYPE F, Alu, Ø 1/1.2 (x4) 061903	4m, 70 mm² 036994		Skate 037717		300 A, 3 m, liquid 040748



NEOPULSE 400CW

pack NEOPULSE 400CW 1 071483				4m, 70 mm² 043831			500 A, 4 m, liquid 041004	
pack NEOPULSE 400CW 2 071490		TYPE F, Alu, Ø 1/1.2 (x4) 061903		4m, 70 mm² 043831				500 A, 3 m, liquid 046160

NEOPULSE 400G

pack NEOPULSE 400G A1 062887	NEOFEED 4W 014527			5 m, air, ø 70 mm² 047587	TYPE F, Ø 1/1.2 (x4) (Original Equipment)		4m, 70 mm² 043831		T/M 400 037328			450 A, 4 m, air 045392		
pack NEOPULSE 400G W1 062894	NEOFEED 4W 014527		NEOCOOL 1000W 032750	10 m, liquid, ø 95 mm² 047631	TYPE F, Ø 1/1.2 (x4) (Original Equipment)		4m, 70 mm² 043831		T/M 400 037328			500 A, 4 m, liquid 041004		
pack NEOPULSE 400G W2 062900	NEOFEED 4W 014527		NEOCOOL 1000W 032750	10 m, liquid, ø 95 mm² 047631	TYPE F Ø 1/1.2 (x4) (Original Equipment)	TYPE F, Alu Ø 1/1.2 (x4) 061903	4m, 70 mm² 043831		T/M 400 037328				500 A, 3 m, liquid 046160	
pack NEOPULSE 400G W3 066533	×2 NEOFEED 4W 014527		TWINCOOL 1000W 065086	×2 10 m, liquid, ø 95 mm² 047631	TYPE F Ø 1/1.2 (x4) (Original Equipment)	TYPE F, Alu Ø 1/1.2 (x4) 061903	4m, 70 mm² 043831		T/M 400 037328	fixation kit 064690		500 A, 4 m, liquid 041004	500 A, 3 m, liquid 046160	Kit NUM-2 064942
pack NEOPULSE 400G W4 066540	×2 NEOFEED 4W 014527	×2 Rollers 047020	TWINCOOL 1000W 065086	×2 10 m, liquid, ø 95 mm² 047631	TYPE F Ø 1/1.2 (x4) (Original Equipment)	TYPE F, Alu Ø 1/1.2 (x4) 061903	4m, 70 mm² 043831				Pallet trolley 064621	500 A, 4 m, liquid 041004	500 A, 3 m, liquid 046160	Kit NUM-2 064942
pack NEOPULSE 400G W5 072718	NEOFEED 4W 014527		NEOCOOL 1000W 032750	10 m, liquid, ø 70 mm² 047624	TYPE F, Ø 1/1.2 (x4) (Original Equipment)				T/M 400 037328					
pack NEOPULSE 400G W6 072725	NEOFEED 4W 014527		NEOCOOL 1000W 032750	10 m, liquid, ø 70 mm² 047624	TYPE F, Ø 1/1.2 (x4) (Original Equipment)		4m, 50 mm² 047853		T/M 400 037328			500 A, 4 m, liquid 041004		
pack NEOPULSE 400G W7 072732	NEOFEED 4W 014527		NEOCOOL 1000W 032750	10 m, liquid, ø 70 mm² 047624	TYPE F Ø 1/1.2 (x4) (Original Equipment)	TYPE F, Alu Ø 1/1.2 (x4) 061903	4m, 50 mm² 047853		T/M 400 037328				500 A, 3 m, liquid 046160	

NEOPULSE 500G

pack NEOPULSE 500G A1 062917	NEOFEED 4W 014527			10 m, air, ø 95 mm² 047600	TYPE F, Ø 1/1.2 (x4) (Original Equipment)			4m, 95 mm² 047013	T/M 400 037328			450 A, 4 m, air 045392		
pack NEOPULSE 500G W1 062924	NEOFEED 4W 014527		NEOCOOL 1000W 032750	10 m, liquid, ø 95 mm² 047631	TYPE F, Ø 1/1.2 (x4)) (Original Equipment)			4m, 95 mm² 047013	T/M 400 037328			500 A, 4 m, liquid 041004		
pack NEOPULSE 500G W2 062931	NEOFEED 4W 014527		NEOCOOL 1000W 032750	10 m, liquid, ø 95 mm² 047631	TYPE F Ø 1/1.2 (x4) (Original Equipment)	TYPE F, Alu Ø 1/1.2 (x4) 061903		4m, 95 mm² 047013	T/M 400 037328				500 A, 3 m, liquid 046160	
pack NEOPULSE 500G W3 066557	×2 NEOFEED 4W 014527		TWINCOOL 1000W 065086	×2 10 m, liquid, ø 95 mm² 047631	TYPE F Ø 1/1.2 (x4) (Original Equipment)	TYPE F, Alu Ø 1/1.2 (x4) 061903		4m, 95 mm² 047013	T/M 400 037328	fixation kit 064690		500 A, 4 m, liquid 041004	500 A, 3 m, liquid 046160	Kit NUM-2 064942
pack NEOPULSE 500G W4 066564	×2 NEOFEED 4W 014527	×2 Rollers 047020	TWINCOOL 1000W 065086	×2 10 m, liquid, ø 95 mm² 047631	TYPE F Ø 1/1.2 (x4) (Original Equipment)	TYPE F, Alu Ø 1/1.2 (x4) 061903		4m, 95 mm² 047013			Pallet trolley 064621	500 A, 4 m, liquid 041004	500 A, 3 m, liquid 046160	Kit NUM-2 064942

INTEGRATION

ONLINE CONFIGURATION GUIDE

	I (100%)	Integrated wirefeeder	SAM-1A (Analogic/Digital)	SAM-1N (Numerical)
MIG/MAG - GMAW/FCAW				
NEOPULSE 320 C	280 A	✓	✓	✓
NEOPULSE 400 CW	360 A	✓	✓	✓
NEOPULSE 400 G	360 A	–	✓	✓
NEOPULSE 500 G	440 A	–	✓	✓
TIG - GTAW				
TITAN 400 DC	360 A	–	✓	✓
TITANIUM 230 AC/DC	170 A	–	–	✓
TITANIUM 400 AC/DC	360 A	–	✓	✓

+

www.gys.fr

ROBOT		COBOT		PLC	
KAWASAKI	✓✓	UNIVERSAL ROBOTS	✓✓	PROFACE	✓✓
ABB	✓✓	TECHMEN ROBOT	✓✓	SCHNEIDER ELECTRIC	✓✓
FANUC	✓✓	DOOSAN	✓✓	SIEMENS	✓✓
KUKA	✓✓	HANWHA	✓✓	ROCKWELL AUTOMATION	✓✓
STÄUBLI	✓✓	JAKA	✓✓	WAGO	✓✓
YASKAWA	✓✓	OMRON	✓✓	UNITRONICS	✓✓
...		...		BECKHOFF	✓✓

+

Complete with -
Completez avec

SMARTFEED M-4
066618

EXACOOL
032422

RC-HD2
062122

=



Complete configuration

*A summary of the requested set-up configuration as an **Excel** file along with a list of the GYS equipments needed to automate it.*
*- Récapitulatif de la configuration souhaitée au format **Excel** avec les équipements GYS nécessaires à l'automatisation.*

+

Back-End

Zip file with :
- *3D models (.step)*
- *IP configuration*
- *Software*
- *Electronic files*
- *Data mapping files*

+

Front-End

User interfaces :
- *URcap software*
- *More on demand...*

AUTOMATION
MODULE

POWER SOURCE › PLC/ROBOT/COBOT CONNECTION

1 MACHINE CONNECTIVITY KITS → **2 SMART AUTOMATION MODULE** SAM 1N 064935 → **3 ANYBUS CONNECTORS**

KIT NUM TIG/GTAW 1
for TITAN 400 DC & TITANIUM 400 AC/DC
037960

KIT NUM MIG/GMAW 1
for NEOPULSE 320C, 400 CW, 400G & 500G
062993

Youtube



Ethernet IP	062078
Profinet	062085
Modbus TCP	063013
Devicenet	062092
Can Open	062108
Ethercat	063006

1 SMART AUTOMATION MODULE
SAM 1A
071940



Analogic /Digital

8 inputs
7 outputs

Integrated SAFETY function

3 modes : Job, Manual, Tracking

POWER SOURCE › PLC/ROBOT/COBOT CONNECTION

SMARTFEED

ROBOTIC
WIRE FEEDER

ULTRA LIGHT 4.5 kg
VIBRATION & SHOCK RESISTANT

POWER SOURCE › PLC/ROBOT/COBOT CONNECTION

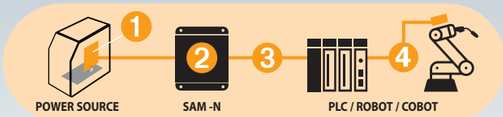

4 SMARTFEED M-4
IP 21
066618

High quality **125W**

Back view

EN60974-1 (40°C)			Equipement d'origine - Original equipement Originalausstattung - Equipamiento de fabrica		max	PUSH-PULL	Ø mm			
IA 60%	X% I2 max	Electronic Control		TYPE	m/min		GAS	NO GAS	cm	kg
500	60		1.0 / 1.2 mm	F-061873	1 → 25	■	0.6 → 1.6	0.9 → 2.4	24.5 × 15 × 21.5	4.5

Options

Robotic MIG connection cables Liquid, 4 m, Ø 95mm²
073517

Robotic MIG connection cables Liquid, 8 m, Ø 95mm²
069725

Command cable 4 m
073524

Command cable 8 m
073531

Smartfeed support for ROBOT kits

Kit n°1	070707
Kit n°2	071445
Kit n°3	071452
Kit n°4	071469
Kit n°5	071476
Kit n°6	071476
Kit n°7	072602

✓ ABB
✓ YASKAWA
✓ KUKA
✓ FANUC
✓ KAWASAKI

MORE COMING SOON

Compatibilities on demand - Compatibilités sur demande - Kompatibilitäten auf Anfrage

PACKS

More configurations -
Plus de configurations

TIG GTAW
MIG/MAG GMAW/FCAW
PLASMA CUTTING

COBOT

✓ HANWHA ✓ TECHMAN ✓ OMRON
✓ DOOSAN ✓ UNIVERSAL ROBOT

PACK NEOPULSE 320C A3 COBOT
067905

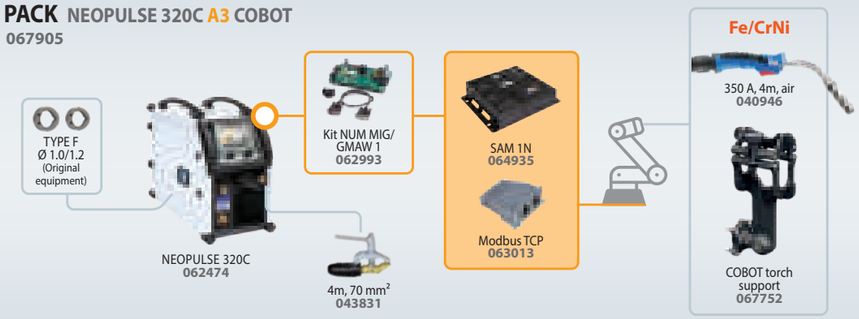



PACK NEOPULSE 320C W4 COBOT
067912

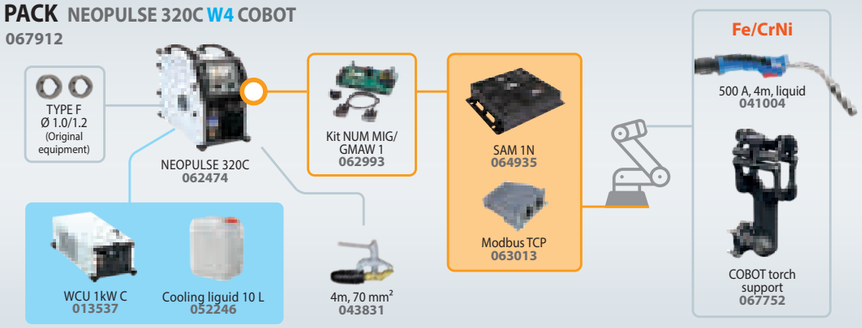

PACK NEOPULSE 400 CW 3 COBOT
071506

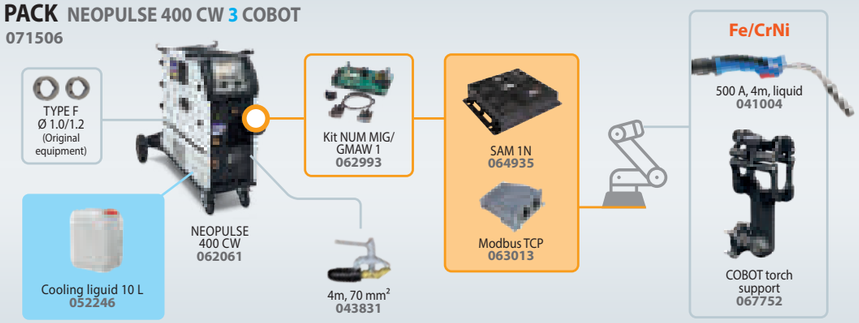

ROBOT

✓ ABB ✓ KAWASAKI ✓ YASKAWA
✓ FANUC ✓ KUKA ✓ STÄUBLI

TORCHES & CONSUMABLES

SUPPORTS TORCHE - Torch stands - Brennerhalter

COBOT
067752

Magnetic
041653

TORCHES MANUELLES - Manual Torches - Brenner - Antorcha - Lastoort - Tocha

Classic



Classic

Grip



Abimig

Fume Extraction

Torches aspirantes - Fume Extraction Torches - Rauchgas-Absaugbrenner - Antorcha con aspiración de humos

24V PUSH PULL & SPOOL GUN TORCHES (IDEAL ALU)

PUSH PULL for NEOPULSE 220C & 220C XL



GALETS - Rollers - Drahtführungsrollen - Rollen - Rodillos - Wielen - Roletes

0.6/0.8/1.0	046290
0.8/1.0/1.2	038752

Connector Push Pull 10 pts
064393

PUSH PULL PLUS
for EXAFEED, NEOFEED & NEOPULSE 320C

Included

Push Pull (24V/42V) Connector 14pt, male
047686

PUSH PULL INLINE
for EXAFEED, NEOFEED & NEOPULSE 320C

GALETS - Rollers - Drahtführungsrollen - Rollen - Rodillos - Wielen - Roletes

1.0/1.0	038189
1.2/1.2 (Included)	038196

CONSOMMABLES - Consumables

Gaines
- Torch liners
- Mantel
- Funda
- Drahtseelen
- Folha



Supports tube contact & diffuseurs
- Tip adaptors & diffusers

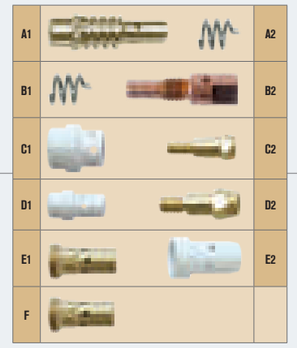

Tubes contacts - Contact tips
- Kontaktrohre - Tubo de contacto
- Contactbuis - Pontas de contacto

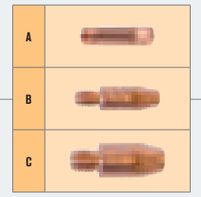

Buses - Gas nozzles - Düsen
- Tubo - Nippel - Bicos



Torches complètes - Complete Torches - Brenner - Antorcha - Lastoort - Tocha

	ACIER / INOX - STEEL / STAINLESS STEEL - STAHL / EDELSTAHL								ALU - ALUMINIUM - ALUMINIO						PUSH PULL		PUSH PULL PLUS			PUSH PULL INLINE	
	AIR						LIQUID		AIR				LIQUID		AIR		LIQUID	AIR	LIQUID	AIR	LIQUID
	150A	150A	250A	250A	350A	450A	300A	500A	150A	150A	250A	350A	300A	500A	160A	220A	250A	300A	400A	300A	400A
X% 40°C, Ar/CO_2	150A 60%	150A 60%	200A 60%	200A 60%	290A 60%	450A 60%	270A 100%	450A 100%	150A 60%	150A 60%	200A 60%	290A 60%	270A 100%	450A 100%	160A 40%	220A 20%	240A 100%	270A 60%	350A 100%	270A 60%	350A 100%
	A1+A2	A1+A2	B1+B2	B1+B2	D1+D2	F	C1+C2	E1+E2	A1+A2	A1+A2	B1+B2	D1+D2	C1+C2	E1+E2	A1+A2	B1+B2	C1+C2	D1+D2	E1+E2	D1+D2	E1+E2
	M6 Ø0.8	M6 Ø1.0	M6 Ø0.8	M6 Ø1.0	M8 Ø1.2	M8 Ø1.2	M6 Ø1.2	M8 Ø1.2	M6 Ø0.8	M6 Ø1.2	M6 Ø1.0	M8 Ø1.2	M6 Ø1.2	M8 Ø1.2	M6 Ø1.0	M6 Ø1.2	M6 Ø1.2	M8 Ø1.2	M8 Ø1.2	M8 Ø1.2	M8 Ø1.2
	3 m 063754	3 m 072121	3 m 072145	3 m 072152	4 m 063792	4 m 045392	3 m 040694	4 m 041004	3 m 063761	3 m 072138	3 m 063785	3 m 063808	3 m 040748	3 m CARBON 046160	4 m 044111	4 m 046283	8 m 038141	8 m 038738	8 m 038745	7.6 m 072992	7.6 m 073005
	3 m 041424			4 m 063778	3 m 040687		4 m 043275	5 m 038714	3 m 041462		3 m 040724	3 m CARBON 040731	4 m 043282	4 m CARBON 041097							
	3 m 043268			3 m 040700	4 m 040946			4 m 040564			4 m 040939	4 m CARBON 040953									
	3 m 043251			4 m 040922	4 m 040557																
				3 m 040540																	

Supports tube contact & diffuseurs - Tip adaptors & diffusers

	ACIER / INOX - STEEL / STAINLESS STEEL - STAHL / EDELSTAHL								ALU - ALUMINIUM - ALUMINIO						PUSH PULL		PUSH PULL PLUS			PUSH PULL INLINE	
	AIR						LIQUID		AIR				LIQUID		AIR		LIQUID	AIR	LIQUID	AIR	LIQUID
	150A	150A	250A	250A	350A	450A	300A	500A	150A	150A	250A	350A	300A	500A	150A	250A	250A	350A	500A	350A	500A
	A1 (x5) 042902	A1 (x5) 042902	B1 (x5) 042995	B1 (x5) 042995	D1 (x3) 043008	F (x3) 045484	C1 (x3) 043589	E1 (x5) 042940	A1 (x5) 042902	A1 (x5) 042902	B1 (x5) 042995	D1 (x3) 043008	C1 (x3) 043589	E1 (x5) 042940	A1 (x5) 042902	B1 (x5) 042995	C1 (x3) 043589	D1 (x3) 043008	E1 (x5) 042940	D1 (x3) 043008	E1 (x5) 042940
	A2 (x10) 042988	A2 (x10) 042988	B2 (x5) 042919	B2 (x5) 042919	D2 (x5) 042926		C2 (x5) 043541	E2 (x3) 043022	A2 (x10) 042988	A2 (x10) 042988	B2 (x5) 042919	D2 (x5) 042926	C2 (x5) 043541	E2 (x3) 043022	A2 (x10) 042988	B2 (x5) 042919	C2 (x5) 043541	D2 (x5) 042926	E2 (x3) 043022	D2 (x5) 042926	E2 (x3) 043022

Tubes contacts - Contact tips - Kontaktrohre - Tubo de contacto - Contactbuis - Pontas de contacto

	150A	150A	250A	250A	350A	450A	300A	500A	150A	150A	250A	350A	300A	500A	150A	250A	250A	350A	500A	350A	500A
Ø0.6	A (x10) 041905	A (x10) 041905	A (x10) 041905	A (x10) 041905	—	—	A (x10) 041905	—	—	—	—	—	—	—	—	—	—	—	—	—	—
Ø0.8	A (x10) 041912	A (x10) 041912	B (x10) 041950	B (x10) 041950	C (x10) 041790	C (x10) 041790	B (x10) 041950	C (x10) 041790	A (x10) 041059	A (x10) 041059	A (x10) 041059	—	A (x10) 041059	—	A (x10) 041059	A (x10) 041059	A (x10) 041059	C (x10) —	C (x10) —	C (x10) —	C (x10) —
Ø1.0	A (x10) 041929	A (x10) 041929	B (x10) 041967	B (x10) 041967	C (x10) 419803	C (x10) 419803	B (x10) 041967	C (x10) 419803	B (x10) 041066	B (x10) 041066	B (x10) 041066	C (x10) 419766	B (x10) 041066	C (x10) 419766	B (x10) 041066	B (x10) 041066	B (x10) 041066	C (x10) 419766	C (x10) 419766	C (x10) 419766	C (x10) 419766
Ø1.2	A (x10) 040144	A (x10) 040144	B (x10) 041974	B (x10) 041974	C (x10) 419810	C (x10) 419810	B (x10) 041974	C (x10) 419810	B (x10) 041073	B (x10) 041073	B (x10) 041073	C (x10) 419773	B (x10) 041073	C (x10) 419773	B (x10) 041073	B (x10) 041073	B (x10) 041073	C (x10) 419773	C (x10) 419773	C (x10) 419773	C (x10) 419773
Ø1.4	—	—	—	—	C (x10) 419827	C (x10) 419827	—	C (x10) 419827	—	—	—	—	—	—	—	—	—	—	—	—	—
Ø1.6	—	—	—	—	C (x10) 419834	C (x10) 419834	—	C (x10) 419834	—	—	—	C (x10) 041080	—	C (x10) 041080	—	—	—	C (x10) 041080	C (x10) 041080	C (x10) 041080	C (x10) 041080
Ø2.4	—	—	—	—	C (x10) 040533	C (x10) 040533	—	C (x10) 040533	—	—	—	—	—	—	—	—	—	—	—	—	—

Buses - Gas nozzles - Düsen - Tubo - Nippel - Bicos

	150A	150A	250A	250A	350A	450A	300A	500A	150A	150A	250A	350A	300A	500A	150A	250A	250A	350A	500A	500A	500A
	Ø12	Ø12	Ø15	Ø15	Ø16	Ø19	Ø12	Ø16	—	—	Ø15	Ø16	Ø12	Ø16	Ø12	Ø15	Ø15	Ø16	Ø16	Ø16	Ø16
Conique Conical nozzle Konische Düse	A (x3) 041875	A (x3) 041875	A (x3) 041882	A (x3) 041882	A (x3) 041783	A (x3) 045491	A (x3) 043534	A (x3) 042315	A (x3) Ø12 041875	A (x3) Ø12 041875	A (x3) 041882	A (x3) 041783	A (x3) 043534	A (x3) 042315	A (x3) 041875	A (x3) 041882	A (x3) 041882	A (x3) 041783	A (x3) 042315	A (x3) 042315	A (x3) 042315
	E (x1) 043084	E (x1) 043084	E (x1) 040571	E (x1) 040571	E (x1) 040588			E (x1) 040588	—	—			—								
Pointage Spot welding Punktdüse	B (x1) 041851	B (x1) 041851							A (x3) Ø16 046214	A (x3) Ø16 046214			A (x3) Ø17 046221								
Soude clou Nail welding Nagelschweiß-düse	C (x1) 041523	C (x1) 041523																			
Special No Gas (isolated)	D (x1) 041868	D (x1) 041868																			

Coffrets - Boxes - Verschleißteilebox - Cajas - Kistjes - Estojos

MB 15 (150 A)
041226

MB 15 / MB 25 (250 A)
037458



MB 25 (250 A)
041233

MB 36 (350 A)
041417

MB 501 (500 A)
072381

Gaines - Torch liners - Mantel - Funda - Drahtseelen - Folha

ACIER - STEEL - STAHL - ACERO - STAAL - AÇO		
Ø0.6 à 0.8	3 m	041592
	4 m	041837
Ø1.0 à 1.2	3 m	041608
	4 m	041844
	5 m	062276
Ø1.2 à 1.6	3 m	418417
	4 m	418424
	5 m	062283
		ABIMIG 038684
Ø1.6 à 2.4	4 m	040526
	5 m	062290

TEFLON		
Ø0.6 à 0.8	3 m	041578
	4 m	044050
Ø1.0 à 1.2	3 m	041585
	4 m	044067
	8 m	038677
Ø1.2 à 1.6	4 m	044074

CARBON		
Ø0.6 à 0.8	4 m	039834
	5 m	062306
Ø1.0 à 1.2	4 m	039827
	5 m	062313
Ø1.2 à 1.6	4 m	039810

PUSH PULL TORCH		
Ø1.0 à 1.2	8 m	038172

PUSH PULL PLUS		
Ø0.8 à 1.0	145 mm	038158
Ø1.2 à 1.6	145 mm	038165

BOBINES DE FIL - Welding wire reels - Massivdrahtspulen - Rollos de hilo- Draadbobijn - Bobines de fio



bobine écologique / ecological wire reel

100 mm

for		kg			Ø 0.6 mm	Ø 0.8 mm	Ø 0.9 mm	Ø 1.0 mm	Ø 1.2 mm	EXCELLIUM Ø 0.8 mm	EXCELLIUM Ø 1.0 mm	EXCELLIUM Ø 1.2 mm	NORMES AWS	NORMES EN	NORMES DIN
Acier - Steel - Stahl - Acero - Staal - Aço	SG2	0.9	100 mm	—	086593	086609							5.18 : ER 70S-6	ISO 14341-A : G46 4MG3Si1	8559 : SG2
		5	200 mm	—	086111	086128		086135							
		15	300 mm	—	086166	086227		086234	086241		086302	086319			
		18	—	300 mm		086272		086289	086296						
	SG1	5	200 mm	—	086418	086401							5.18 : ER 70S-3	ISO 14341-A : G42 2MG2Si1	8559 : SG1
	CrMO2Si	15	300 mm	—		086258							5.28 : ER 90S-B3	ISO 2195L-A : Cr CrMo2Si	–
	UHSS	5	200 mm	—		086203							ASME SFA-5.28 : ER 120 S-G	ISO 12534 : G Mn4Ni2, SCrMo	–
	Fil fourré, Cored wire, Fülldraht, Hilo tubular NO GAS	0.9	100 mm	—	086425		086104						5.20 : E71T-GS	ISO 17632-A T42 2 W N 1 H15	–
		4.5	200 mm	—			086265	086623	086630						
		15	300 mm	—				086388	086395						
	Rechargement Acier 60 HRC - Hardfacing	16	—	300 mm					086173				–	14700 : TZ Fe 2	8555 : MSG 6-CF-60
	Galva (G2Ti)	5	200 mm	—	086760	086777							5.18 : ER 70S-2	ISO 14341-A : G42 2 M G2Ti	8559 : SG2
	CuSi3 HLE - UHTS (Boron Steel)	1	100 mm	—		086692							5.7: ER CuSi-A	ISO 14640 : S Cu 6560	1733 : SG-CuSi3
		5	200 mm	—		086647		086654		086210					
	CuAl8 HLE - UHTS (Boron Steel)	5	200 mm	—		086661		086197					5.7 : ER CuAl-A1	ISO 14640 : S Cu 6100	1733 : SG-CuAl8
		15	300 mm	—				086180							
Inox - Stainless steel - Edelstahl	CrNi (308LSi)	1	100 mm	—		086616							5.9 : ER 308L Si	ISO 14343-A : G19 9 L Si	8556 : SG X2CrNi 19 9
		5	200 mm	—		086579		086340							
		15	300 mm					086357							
	CrNi (316LSi)	5	200 mm	—		086326		086364					5.9 : ER 316L Si	ISO 14343-A : G19 12 3 L Si	8556 : SG X2 CrNiMo 19 12
		15	300 mm					086371							
Aluminium	AlMg2.7Mn	2	200 mm	—					086517				5.10 : ER 5554	ISO 18273 : S Al 5554	1732 : SG-AlMg
		7	300 mm	—					086500						
	AlMg5	0.5	100 mm	—		086548							5.10 : ER 5356	ISO 18273 : S Al 5356	1732 : SG-AlMg5
		2	200 mm	—		086555		086562							
		7	300 mm	—				086524	086531						
		7	—	300 mm							086487	086494			
	AlSi5	0.5	100 mm	—		086685							5.10 :ER 4043	ISO 18273 : S Al 4043-A	1732 : SG-AlSi5
		2	200 mm	—				086142	086159						
	AlSi12	0.5	100 mm	—		086678							5.10 : ER 4047	ISO 18273 : S Al 4047	1732: SG-AlSi12
		2	200 mm	—				086067	086074						
		7	300 mm	—					086043						
	AlSi10Cu4	2	200 mm	—					073432				5.10 : ER 4145	ISO 18273 : S Al 41	–

ADAPTATEURS BOBINES - Adaptors for wire reels - Korbspulenadapter

ALIGNER 200
Ø 200
042889

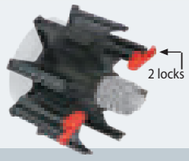

ECO ADAPTER 300 Intensive
pour bobine écologique
- for ecological wire reel
- für Eco Fülldrahtrolle
043305

After sales

Ø 200 & 300
Professional
71608

Ø 200 & 300
Industrial
71613

Guide fil - Guide Tube Kit
Ø 0.6 › 1.6 061965
Ø 1.8 › 2.8 061972

GALETS - Rollers - Drahtführungsrollen - Rollen - Rodillos - Wielen - Roletes

		TYPE A		TYPE B				TYPE C		TYPE D		TYPE E			TYPE F	
										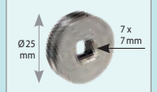		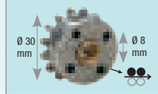				
		Smartmig 142/152/162/182/183, Monogys 200-4, EasyMIG 150/160/160XL/180-4XL, Multipearl 210-2, Multiweld 160/200/220/250		Monogys 250-4/320-4, Trimig, Promig, TF-4R/4W, WW55-4L, Multipearl 210-4 XL/211-4, Multiweld 320, Neopulse 220				Magys 400-4, WS-4L/4R, Nomadfeed (down), Exafeed, Neopulse 300		Smartmig 110, EasyMIG 85/110/130/140		Nomadfeed (UP)			Neofeed, Neopulse 320C/400CW, Smartfeed M-4	
Acier - Steel - Stahl- Acero - Staal - Aço Inox - Stainless	Ø 0.6 / 0.8	x1	042339	x1	042087	x2	042353	x2	041738	x1	039483	x2	Ø 0.6 › 1.6 038561		x4	061859
	Ø 0.8 / 1.0	x1	041189	x1	042100	x2	042360	x2	042094						x4	061866
	Ø 1.0 / 1.2	x1	062221	x1	042179	x2	046849	x2	042117						x4	061873
	Ø 1.2 / 1.4							x2	039780							
	Ø 1. 2 / 1.6					x2	042384	x2	041752						x4	061880
Alu	Ø 0.8 / 1.0	x1	041196	x1	042155	x2	042377	x2	042148	x1	039469	x2	Ø 1.0	038578	x4	061897
	Ø 1.0 / 1.2	x1	062214	x1	042186	x2	040915	x2	042162			x2	Ø 1.2	038585	x4	061903
	Ø 1.2 / 1.6					x2	042391	x2	041776			x2	Ø 1.6	038592	x4	061910
Fil fourré - Cored wire	Ø 0.6 / 0.9	x1	068933	x1	068940					x1	068926					
	Ø 0.8 (solid) / 0.9 (cored)	x1	046856							x1	039476					
	Ø 0.9 / 1.0									x1	044081					
	Ø 0.9 / 1.2	x1	042346	x1	042131	x2	042407	x2	042124			x2	Ø 1.2	038608	x4	Ø 0.9/1.1 061927
	Ø 1.2 / 1.4							x4	047693			x2	Ø 1.6	038615	x4	Ø 1.2/1.6 061934
	Ø 1.2 / 1.6							x2	038646			x2	Ø 1.8	061750	x4	Ø 1.4/2.0 061941
	Ø 1.6 / 2.0							x2	037113							
	Ø 1.6 / 2.4							x4	040519			x2	Ø 2.0	037106	x4	Ø1.6/2.4 061958
	Ø 1.8 / 2.0							x2	061743			x2	Ø 2.4	038622		

PINCE SPÉCIALE MIG/MAG - ORIGINAL FIX
- Special MIG/MAG plier - Spezial MIG/MAG Zange
- Pinza especial MIG MAG

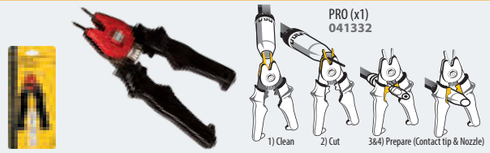

Support torche magnétique
- MIG torch stand with magnetic base - MIG-Brennerhalter mit Magnetfuß

041653

Liquide anti-grattons
- Anti spatter fluid
- Antihaftmittel

10L
054134

Pâte anti-adhérente
- Anti spatter paste
- Antihaft-Paste

300 g
054110

Pulvérisateur métallique
- Metalic spray bottle - Metallische Sprühflasche

054127

Spray protection céramique -
- Ceramic protective spray - Keramisches Schutzspray

054141

Spray protecteur (sans silicone)
- Anti-spatter spray (without silicone)

041806

KITS SOUDAGE NO GAS
- No Gas Welding Kits

041240 — 150 A — type A

- Isolated Nozzle (x1)
- M6 - Ø 0.9/1.0 (x3)
- Type A Ø 0.9-1.0 / 1.2 (x1)

072329 — 250 A

- Base (x1)
- Ceramic nozzle (x3)

072336 — 250 A — type A

- Base (x1)
- Ceramic nozzle (x3)
- M6 - Ø 0.9/1.0 (x3)
- Type A Ø 0.9-1.0 / 1.2 (x1)

072343 — 250 A — type B

- Base (x1)
- Ceramic nozzle (x3)
- M6 - Ø 0.9/1.0 (x3)
- Type B Ø 0.9-1.0 / 1.2 (x2)

SUPPORT ÉLINGAGE DÉVIDOIR - Wire feeder support - Drahtvorschubhalterung

036277

- TF-4RN/W ✓
- WS-4R ✓
- WS-4L ✓
- NEOFEED ✓
- EXAFEED ✓

MADE IN FRANCE

SUPPORTS TORCHE MIG - MIG torch supports - MIG-Brennerteleskophalterung

MIG Lift Compact
046597

MIG Lift Pro
046429

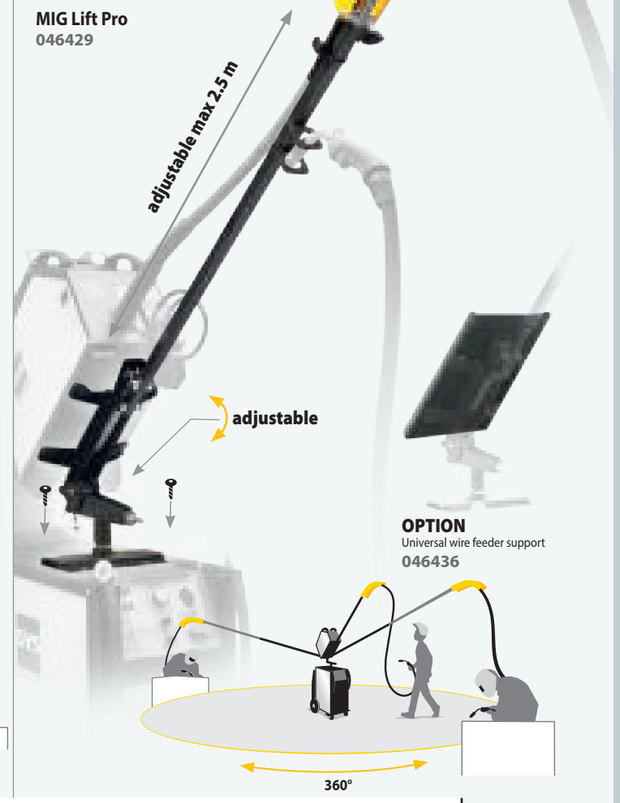

OPTION
Universal wire feeder support
046436

MADE IN FRANCE	L	rotation	Torches compatibility: classic	Torches compatibility: fume extraction	Machines compatibility: MONOGYS / TRIMIG: 320 -4CS	200 -4S	250 -4S.DV	300 -4S	PROMIG: 400 -4S	400 G.DV	400-4S DUO.DV	400-4S DV WS	400 G.DV WS	MAGYS: 400-4	400/500 GR	500 WS	EXAGON: 400 CC/CV	NEOPULSE: 400G	500G	Wire feeder compatibility: WS -4R/L	Neofeed/ EXAFEED	TF4RN/W
MIG LIFT COMPACT	adjustable 1.3 m max	180°	✓	—	✓	—	✓	✓	✓	—	✓	✓	—	✓	—	—	—	—	—	—	—	—
MIG LIFT PRO	adjustable 2.5 m max	360°	✓	✓	—	—	—	—	—	✓	✓	—	✓	—	✓	✓	sur chariot on trolley ✓	sur chariot ✓	-on trolley ✓	✓	✓	✓

PORTASPOT

SPOT WELDING



PORTASPOT 230

230 V • 1 ~	
6 300 A	120 daN

delivered with PX1 :
022256

OPTIONS

ARMS Cu Ø23mm

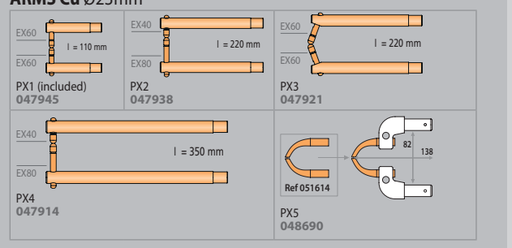

ELECTRODES

EX40
Short electrode 40 mm
047884

EX60
Medium electrode 60 mm
047891

EX80
Long electrode 80 mm
047907

CAPS & ACCESSORIES

Caps type F (x 6)
049970

Caps remover
050846

Lame - Blade
052857

Affuteur de caps - Cap grinder
048966

MADE IN FRANCE

	AM	I RMS	I MAX		Uo	Cable		100% CU		
50/60 Hz	A	A	A	mm	V	m	Ø mm²		(no arm) cm	kg
1 x 230 V	16(D)	6 300	8 900	2+2	2.5	2.5	3x2.5 H05VVF	OK	36 x 29 x 10	10

GYSPOT ARC PULL

DRAWN ARC WELDING

Youtube

PFC POWER FACTOR CORRECTION
185 V 265 V
100 m

SR SECONDARY REGULATION
I (A) STABLE

AD ANTI DUST

PRO ★★★

PFC EN 61000-3-12 POWER FACTOR CORRECTION

Ø max Alu/Fe : 8 mm

MANUAL

7 languages
FR, EN, DE, SP, IT, NL & RU

EXPERT Control

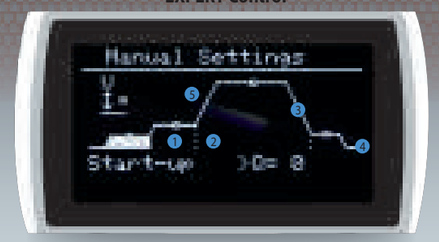

1. Amorce - Start-up - Zündung
2. Décapage - Scouring (I & t) - Abbeizen
3. Arc (I & t) - Arc - Lichtbogen
4. Accroche - Hitching (I & t) - Verklebung
5. Hauteur - Height - Höhe

SYNERGIC

- Anneaux - Rings – Zugösen
- Goujons - Studs - Gewindebolzen
- Tiges inox - Stainless steel nails - Edelstahlnägel

OPTIONS

20L / min
(FR) 041998
(UK) 040274
(NL) 040267
(IT) 038691

30L / min
(FR) 041622
(UK) 041646
(DE) 041219
(NL) 041615
(IT) 038707

CROCO T400.70
043787

4 m³

WELD 810
037489

SYNERGIC DIGITAL GUN

★★★★
UNIQUE
Linear Motor

DRAWN ARC PROCESS
Gas protection

3 m, Ø 25 mm²

included
ARC PULL
200 & 350



Full control

Included x2
059627

GYSPOT ARC PULL 350

Acier / Steel / Stahl	Alu
350 A	208 → 240 V • 1 ~

PFC SR AD

+ 3 m, 25 mm²
062191

+ 3 m, 25 mm² + 064591
064638
GAS

+ 3 m, 25 mm² + 064591 + 070714
071438
GAS NO GAS

MADE IN FRANCE	CE NORM. 60974-1	50/60 Hz		I2	SYNERGIC			TECHNOLOGY	U2	AM	kW					
				A		Acier/Steel	Alu	Power Factor Correction	V	A				cm	ArcPull	ArcPull + gun
GYSPOT ARC PULL 350		208 › 240 V	6 m	10 › 350	■	Manual + Digital Gun Motion Control		■	20.4 › 34 V	16	1 1.9	OK	OK	30 x 24.5 x 22	11 kg	14.3 kg

DRAWN ARC

WELDING

ALU + STEEL

PRO ★★★

Youtube

Ø max
Alu : 8 mm
Fe : 13 mm

GYSPOT ARC PULL 700 INDUSTRY

380 › 480 V • 3 ~

680 A | ×1 MANUAL

SR | IP 23

062207

included

Manual synergic gun
3 m, 50 mm²

+ **Double earth clamp**
3 m, 50 mm²
068605

+ **Complete stand ceramic ferrule Standard 700**
068322

OPTIONS

Weld 910
070967

SYNERGIC DIGITAL GUN

★ ★ ★ ★

UNIQUE
Linear Motor

DRAWN ARC PROCESS

Ideal all position

3 m, Ø 50 mm²
included ARC PULL 700

MADE IN FRANCE / CE NORM. 60974-1	50/60 Hz		I2 A	SYNERGIC	Acier/Steel	Alu	U2 V	AM A	kW			cm	ArcPull	ArcPull + gun
GYSPOT ARC PULL 700 INDUSTRY	3x 400 V 3x 480 V	5 m	50 › 680	■	Manual + Digital Gun Motion Control		22 › 44 V	20 A (D) 16 A (D)	47,8 kW 45,7 kW	OK	OK	32 x 32.4 x 41	17.4 kg	20.4 kg

GYSPOT ARC PULL 350 - ACCESSORIES & CONSUMABLES

Joint rings for mandrel
Ø 4/5/6 (x2)
060814

Acier/Steel /Stahl

	Ø 2 mm			Ø 4 mm			Ø 5 mm				Ø 6 mm			Ø 7.1 mm		Ø 8 mm	
			50 mm		16 mm	inox/SSL 50 mm		18 mm	self-threading 12 mm	18 mm		20 mm	int. M4 20 mm		int. M5 20 mm		20 mm
	059634	059641	064065	041561	064034	049000	059603	064607	048157	049383	049413	049420	048164	063969	063990	064041	064003	064058	063976
	x1	x1	x1	x100	x100	x2	x100	x100	x1	x100	x100	x100	x1	x100	x200	x1	x200	x1	x100
STEEL STUDS BOX 350 059443	x1	x1				x1	x100		x1	x100	x100	x100							

Alu

			Ø 4 mm		Ø 5 mm		Ø 6 mm			Ø 7.1 mm		Ø 8 mm	
				AlMg3 16 mm		AlMg3 16 mm		AlMg3 16 mm	int. M4 20 mm		int. M5 20 mm		AlMg3 16 mm
	059634	059641	049000	059573	048157	059580	048164	059597	064010	064041	064027	064058	063983
	x1	x1	x2	x100	x1	x100	x1	x100	x200	x1	x200	x1	x100
ALU STUDS BOX 350 059436	x1	x1	x1	x100	x1	x100	x1	x100					

STUDS HOLDER BOX 350
064591

			Ø 2	Ø 4	Ø 5	Ø 6	Ø 7.1	Ø 8	350 A 3 m
059634	059641	064065	049000	048157	048164	064041	064058	070714
x1	x1	x1	x2	x1	x1	x1	x1	x1
x1	x1	x1	x1	x1	x1	x1	x1	x1

ARC PULL DIFFICULT ACCESS BOX 350
070813

								350 A 3 m
				M4	M5	M6	M8	
059634	059641	070806	070790	070752	070769	070776	070783	070714
x1	x1	x1	x1	x1	x1	x1	x1	x1
x1	x1	x1	x1	x1	x1	x1	x1	x1

Difficult access :

Porte-clou Ø3 - Nail holder Ø3
072251

Clou - Nail Ø3x100 (x100)
072244

GYSPOT ARC PULL 700 - ACCESSORIES & CONSUMABLES

Fourche céramique standard

Complete stand ceramic ferrule Standard 700
068322



		Ø 6	Ø 8	Ø 10	Ø 12	Ø 6	Ø 8	Ø 10	Ø 12
068582	068445					068391	068407	068414	068421
x 1	x 1	x 1	x 1	x 1		x 1	x 1	x 1	x 1
x1	x1	x1	x1	x1		x1	x1	x1	x1

Fourche céramique griffe

Complete stand ceramic ferrule Grip 700
068339

	Ø 6	Ø 8	Ø 10	Ø 12
068575	068353	068360	068377	068384
x 1	x 1	x 1	x 1	x 1
x1	x1	x1	x1	x1

Porte-goujon Ø19 pour ancre à béton Ø10 - Stud holder Ø19 for concrete anchor Ø 10

068438

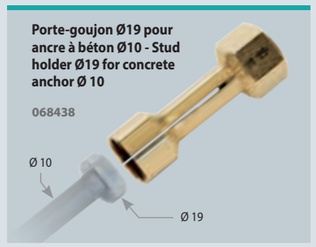

			Arc Pull 350		Arc Pull 700	
Ferrules céramique - Ceramic ferrule - Keramikring			Ø 6	Ø 8	Ø 10	Ø 12
Type UF ISO 13918			068520	068537	065680	065697
			x 500	x 500	x 500	x 500
Goujons - Studs - Bolzen			M6x20	M8x20	M10x20	M12x50
Type DD ISO 13918	20~50 mm	Acier - Steel - Stahl	068506	068513	065659	065673
		Inox - Stainless steel - Edelstahl	068469	068476	068483	068490
			x 500	x 500	x 500	x 500
Type SD ISO 13918	100 mm 	Ancre à béton - Concrete anchor - Betonanker	—	—	Ø 10 065642	—
					x 250	

Fourche protection gazeuse

Fourche à protection gazeuse 700 - Stand shielding gas 700 - Stativ Schutzgas 700

068346

PLASMA

1~

COMPRESSOR COMPRESSOR INSIDE



AD ANTI-DUST VENTILATION CORRIDOR

PFC POWER FACTOR CORRECTION

185 V ⇄ 265 V

110 V 230 V

100 m

FV FLEXIBLE VOLTAGE

85 V ⇄ 265 V

110 V 230 V

100 m

Youtube

COMING SOON

AIR FILTER

PFC EN 61000-3-12 POWER FACTOR CORRECTION



INCLUDED : 8 mm

DIGITAL (PRESSURE SENSOR

New design, new name
CUTTER 30 FV > EASYCUT 30 FV



INCLUDED : 8 mm

DIGITAL (PRESSURE SENSOR

POWER FACTOR CORRECTION PFC EN 61000-3-12 FV FLEXIBLE VOLTAGE

COMPRESSOR Compressor inside

EASYCUT K25

230 V • 1 ~

25 A — Fe 8 mm, Al/CrNi 6 mm

P400 COMPRESSOR



TPT 25, 4 m 068087 + 2 m, 10 mm²

068063

EASYCUT K35F

230 V • 1 ~

35 A — Fe 15 mm, Al/CrNi 10 mm

P400 PFC AD COMPRESSOR

MT35K, 4 m + 2 m, 10 mm²

031036

MT35K, 4 m + 2 m, 10 mm² + Box MT 35K 039964 + UNIVERSAL 800 051331

029804

EASYCUT 25

230 V • 1 ~

25 A — Fe 8 mm, Al/CrNi 6 mm



TPT 25, 4 m 068087 + 2 m, 10 mm²

065543

CUTTER 30 FV

110 → 230 V • 1 ~

30 A — Fe 15 mm, Al/CrNi 10 mm

P400 PFC FV



TPT 40, 4 m 060753 + 2 m, 10 mm²

013858

EASYCUT 40

230 V • 1 ~

40 A — Fe 18 mm, Al/CrNi 15 mm



TPT 40, 4 m 060753 + 2 m, 10 mm²

029743

Youtube

OPTIONS

Torches		I (60%)	I (100%)	L	Consumables
TPT 25	068087	25 A (30%)	15 A	4 m	Included
TPT 40	060753	40 A	32 A	4 m	

Consommables - Consumables	x2	x10	x10	x4	
MT 25K	x1 040175	x3 040168	x3 040151	x1 040182	Box MT 25K 039971
TPT 25			040212		Box TPT 25 070721
MT 35K				040229	Box MT 35K 039964
TPT 40				040236	Box TPT 40 039957

CE NORM. EN60974-1		50/60 Hz	A	A	Coupe max Severance cut Fe	Al/CrNi	Coupe propre Clean cut Fe	Al/CrNi	P400	PFC	FV	AD	IP21S	COMPRESSOR	AIR SYSTEM min	ideal	max	EN 60974-1 (40°C) I 60%	X% I2 max	100%		cm	kg	Protected & compatible power generator (+/-15 %)	
MADE IN FRANCE	EASYCUT K25	230 V 1~	16	10 → 25	8	6	6	4	■	—	—	—	■	■	included			15 A	35%	—	10/25 mm² Ø 9 mm	41 x 20 x 36	15	6.5 kVA	7.5 kVA
MADE IN FRANCE	EASYCUT K35F	230 V 1~	16	10 → 35	15	10	10	8	■	■	—	■	■	■	included			28 A	30%	20 A	10/25 mm² Ø 9 mm	52 x 28 x 46	30	8 kW	10 kVA
MADE IN GYS CHINA	EASYCUT 25	230 V 1~	16	10 → 25	8	6	6	4	—	—	—	—	■	—	2.5 bar	4.5 bar 115 L/min	6.5 bar	15 A	30%	10A	10/25 mm² Ø 9 mm	15 x 42 x 30	8	—	—
MADE IN FRANCE	CUTTER 30 FV EASYCUT 30 FV	230 V 1~	16	10 → 30	15	10	10	8	■	■	■	—	■	—	2.5 bar	5 bar 115 L/min	9 bar	23 A	30%	20 A	10/25 mm² Ø 9 mm	45 x 28 x 20	10.8	6.5 kW	7.5 kVA
		110 V 1~	32	10 → 30														19 A	25%	15 A					
MADE IN GYS CHINA	EASYCUT 40	230 V 1~	32	10 → 40	20	15	15	10	—	—	—	—	■	—	2.5 bar	4.5 bar 115 L/min	6.5 bar	10 A	20%	—	10/25 mm² Ø 9 mm	15 x 42 x 30	8	—	—

CUTTER

PLASMA

1 & 3~

Youtube

CNC COMPUTER NUMERICAL CONTROL

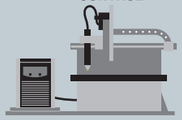

Synergic AIR Pressure SYNERGIC PRESSURE CONTROL

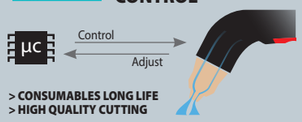

> CONSUMABLES LONG LIFE
> HIGH QUALITY CUTTING

6 modes :

- Coupage / Cutting / Vollblech
- Coupage verrouillé / Locked cutting / Verriegelter Vollblech-Modus
- Gougeage / Gouging / Fugenhobeln
- Gougeage verrouillé / Locked gouging
- Grillage / Metal Mesh / Gitter
- Marquage / Marking

DIGITAL PRESSURE SENSOR

DIGITAL PRESSURE SENSOR

SYNERGIC AIR Pressure

SYNERGIC AIR Pressure

110 › 230 V • 1 ~

CUTTER 45 CT

110 → 230 V • 1 ~

45 A — Fe 30 mm, Al/CrNi 20 mm

P400 | PFC | FV | GRID CUT | AD | IP 23

Option: CNC ANALOGIC

2 m, 10 mm² — 014787

TPT 40, 4 m + 2 m, 10 mm² — 013629

MT 70, 6 m + 2 m, 10 mm² + Box 20-50A 061613 — 062962

400 V • 3 ~

CUTTER 70 CT

400 V • 3 ~

70 A — Fe 35 mm, Al/CrNi 25 mm

GRID CUT | AD | IP 23 | GOUGING

Option: CNC ANALOGIC

4 m, 10 mm² — 013636

MT 70, 6 m + 4 m, 10 mm² + Starter Kit 70A — 013841

NEOCUT 105

400 V • 3 ~

105 A — Fe 50 mm, Al/CrNi 40 mm

GRID CUT | Synergic AIR Pressure | AD | IP 23

MARKING | GOUGING

Options: CNC ANALOGIC | CNC DIGITAL | CNC RETROFIT DIGITAL

4 m, 16 mm² — 063044

MT 125, 6 m + 4 m, 16 mm² + Starter Kit — 063112

NEOCUT 125

400 V • 3 ~

125 A — Fe 57 mm, Al/CrNi 55 mm

GRID CUT | Synergic AIR Pressure | AD | IP 23

MARKING | GOUGING

Options: CNC ANALOGIC | CNC DIGITAL | CNC RETROFIT DIGITAL

4 m, 25 mm² — 067431

MT 125, 6 m + 4 m, 25 mm² + Starter Kit — 067448

Performances with torches "MT-AT"

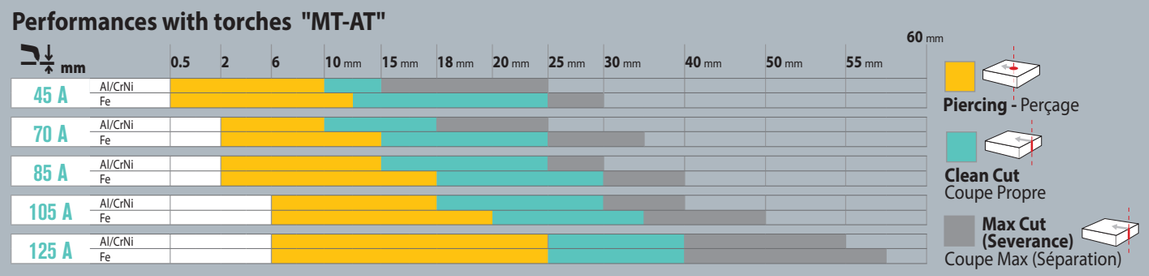

					Coupe max Severance cut (mm)		Coupe propre Clean cut (mm)		Perçage Piercing (mm)		INTEGRATED TECHNOLOGY							AIR SYSTEM Pressure (bar)			EN 60974-1 (40°C)								
CE NORM. EN60974-1	MADE IN FRANCE			I_2																									
		50/60 Hz	A	A	Fe	Al/CrNi	Fe	Al/CrNi	Fe	Al/CrNi	Grid Cut	Marking	Gouging	Pressure Control	AD	IP23	CNC	min	max	ideal	100%	IA 60%	X% 12 max		cm	kg	Protected & compatible power generator (+/-15 %)	
CUTTER 45 CT	TPT 40	230 V 1~	16	15 → 45	20	15	15	10	8	6	■	—	—	Digital	■	■	analogic	5 bar	7 bar	5.2 bar 115 L/min	32 A	41 A	50%	10/25 mm² Ø 9 mm	48 x 37 x 23	15	10.5 kW	12.5 kVA
		110 V 1~	32	15 → 30	15	10	10	8	—	—											17 A	21 A	25%					
	MT 70	230 V 1~	32	15 → 45	30	20	25	15	12	10								5 bar	7 bar	5.2 bar 185 L/min	32 A	41 A	50%					
		110 V 1~	32	15 → 30	15	10	10	8	—	—											17 A	21 A	25%					
CUTTER 70 CT		400 V 3~	16	20 → 70	35	25	25	18	15	12	■	—	■	Digital	■	■	analogic	5	9	5.2 (185L/min)	55 A	70	60	10/25 mm² Ø 9 mm	52 × 40 × 26	22	15 kW	
NEOCUT 105		400 V 3~	32	20 → 105	50	40	35	30	20	18	■	■	■	Synergic	■	■	analogic & digital	5	9	5.5 (305 L/min)	105 A	—	100	10/25 mm² Ø 9 mm	58 x 52 x 30	33	30 kW	36 kVA
NEOCUT 125		400 V 3~	50	20 → 125	57	55	40	40	25	25	■	■	■	Synergic	■	■	analogic & digital	5	9	5.5 (305 L/min)	125 A	—	100	35/70 mm² Ø 13 mm	58 x 52 x 30	35	30 kW	36 kVA

COMPUTER NUMERICAL CONTROL



Kit	Technology				Compatibility				Ref
					CUTTER 45 CT	CUTTER 70 CT	NEOCUT 105	NEOCUT 125	
CNC kit 1 Analogic	CNC ANALOGIC	x1	CPC 14 pts	15 m	▪	▪	▪	▪	039988
CNC kit 2 Digital	CNC DIGITAL	x1	CPC 14 pts	15 m	—	—	▪	▪	064737
CNC kit 3 Digital Retrofit	CNC RETROFIT DIGITAL	x1	CPC 14 pts + Connector 5 pts	—	—	—	▪	▪	068957

REMOTE CONTROL - Commande déportée

RC-PLASMA
for CUTTER 45/70, NEOCUT 105/125
069596

Filtre déshumidificateur - Compressed air cleaning filter
039728

Cartouches pour filtre - Filter cartridges (x 4)
039735

Filter kit
for CUTTER 70 NEOCUT 105/125
046580

TROLLEYS - Chariots

Details p.85

1 **Skate**
040977

2 **Skate**
037717

3 **Skate**
073593

6 **PLASMA 600**
040298

7 **UNIVERSAL 800**
051331

15 **Diable JOBSITE XL**
039568

PLASMA	1	2	3	6	7	15
EASYCUT K25				✓	✓	✓
EASYCUT K35F	✓			✓	✓	✓
EASYCUT 30 FV				✓	✓	
EASYCUT 40				✓	✓	
CUTTER 45CT				✓	✓	
CUTTER 70CT						✓
NEOCUT 105		✓	✓			✓
NEOCUT 125		✓	✓			✓

COMPASS - Compas

Ø max	Trolley included	Torches compatibility							Ref
		TPT 25	TPT 40	MT 25K	MT 35K	MT 45	MT 70	MT 125	
1540 mm	040199	▪	▪	▪	▪	▪	—	—	040205
820 mm	037977	—	—	—	—	—	▪	▪	037984



Included :

GUIDING KIT - Kit de guidage

For MT 70, MT 125
038653





	8 mm / 10 mm		MANUAL	AUTO					(Ohmic)	
CUTTER 45CT										
pack CUTTER 45CT M1 062962	•	2 m, 10 mm²	MT 70, **6 m** 037502			x1	x1	x1	x1	x1
						Starter kit				
pack CUTTER 45CT M2 062979	•	2 m, 10 mm²	MT 70, **12 m** 037519			x1	x3	x3	x1	x1
						Box 20-50A 061613				
pack CUTTER 45CT A 062986	•	2 m, 10 mm²		AT 70, **12 m** 037533	CNC Kit 1 Analogic 039988	x1 037557	x5 037564	x5 037571	x1 (Ohmic) 037618	x1 037649

	8 mm / 10 mm		MANUAL	AUTO					(Ohmic)	
CUTTER 70CT										
pack CUTTER 70CT M1 013841	•	4 m, 10 mm²	MT 70, **6 m** 037502			x1	x1	x1	x1	x1
						Starter kit				
pack CUTTER 70CT M2 014589	•	4 m, 10 mm²	MT 70, **6 m** 037502			x1	x3	x3	x1	x1
						Box 20-70A 037540				
pack CUTTER 70CT M3 014596	•	4 m, 10 mm²	MT 70, **12 m** 037519			x1	x3	x3	x1	x1
						Box 20-70A 037540				
pack CUTTER 70CT A 014619	•	4 m, 10 mm²		AT 70, **12 m** 037533	CNC Kit 1 Analogic 039988	x1 037557	x5 037564	x5 037588	x1 (Ohmic) 037618	x1 037649

	8 mm / 10 mm		MANUAL	AUTO						(Ohmic)	
NEOCUT 105											
pack NEOCUT 105 M1 063112	•	4 m, 16 mm²	MT-125 **NO HF 6 m** 039506				x1	x1	x1	x1	x1
							Starter kit				
pack NEOCUT 105 M2 065871	•	4 m, 16 mm²	MT-125 **NO HF 6 m** 039506			037717	x1 (85A) x1 (105A)	x3	x3 (85A) x3 (105A)	x1 (85A) x1 (105A)	x1 (85A) x1 (105A)
							Box 85/105A 064720				
pack NEOCUT 105 M3 065888	•	4 m, 16 mm²	MT-125 **NO HF 12 m** 039513			037717	x1 (85A) x1 (105A)	x3	x3 (85A) x3 (105A)	x1 (85A) x1 (105A)	x1 (85A) x1 (105A)
							Box 85/105A 064720				
pack NEOCUT 105 A1 065895	•	4 m, 16 mm²		AT-125 **NO HF 12 m** 039520	CNC Kit 1 Analogic 039988		x1 039148	x5 039155	x5 039193	x1 (Ohmic) 039445	x1 039308
pack NEOCUT 105 A2 068186	•	4 m, 16 mm²		AT-125 **NO HF 12 m** 039520	CNC Kit 2 Digital 064737		x1 039148	x5 039155	x5 039193	x1 (Ohmic) 039445	x1 039308

		8 mm / 10 mm		MANUAL	AUTO						(Ohmic)	
NEOCUT 125												
pack NEOCUT 125 M1 067448		•	4 m, 25 mm²	MT-125 **NO HF 6 m** 039506				x1	x1	x1	x1	x1
								Starter kit				
pack NEOCUT 125 M2 068193		•	4 m, 25 mm²	MT-125 **NO HF 6 m** 039506			037717	x1	x3	x3 (105A) x3 (125A)	x1	x1
								Box 105/125A 039544				
pack NEOCUT 125 M3 068209		•	4 m, 25 mm²	MT-125 **NO HF 12 m** 039513			037717	x1	x3	x3 (105A) x3 (125A)	x1	x1
								Box 105/125A 039544				
pack NEOCUT 125 A1 068216	125A **60%**	•	4 m, 25 mm²		AT-125 **NO HF 12 m** 039520	CNC Kit 1 Analogic 039988		x1 039148	x5 039155	x5 039209	x1 (Ohmic) 039445	x1 039308
pack NEOCUT 125 A2 068223	125A **60%**	•	4 m, 25 mm²		AT-125 **NO HF 12 m** 039520	CNC Kit 2 Digital 064737		x1 039148	x5 039155	x5 039209	x1 (Ohmic) 039445	x1 039308
pack NEOCUT 125 A3 073463	125A **100%**	•	4 m, 25 mm²		AT-160 **NO HF 12 m** 067486	CNC Kit 1 Analogic 039988		x1 067509	x5 067493	x5 067554	x1 (Ohmic) 067585	x1 067608
pack NEOCUT 125 A4 073470	125A **100%**	•	4 m, 25 mm²		AT-160 **NO HF 12 m** 067486	CNC Kit 2 Digital 064737		x1 067509	x5 067493	x5 067554	x1 (Ohmic) 067585	x1 067608

MANUAL - Hand-held torches

MT torches	I (60%)	I (100%)	L (m)	ref
MT-70	70 A (50%)	50 A	6	037502
			12	037519
MT-125	125 A	105 A	6	039506
			12	039513

EASYFIT ① + ②

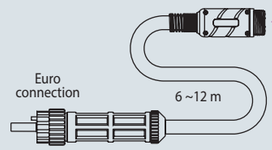

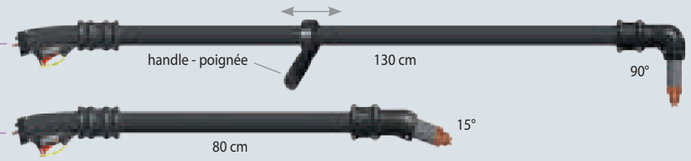

Easyfit cables

	L (m)	ref
MT-70 MT-125	6	074668
	12	074675

1

Easyfit long torches

	I (60%)	I (100%)	Angle	Body (cm)	ref
MT-125	125 A	105 A	90°	80	074620
			15°	80	074637
			90°	130	074644
			15°	130	074651

2

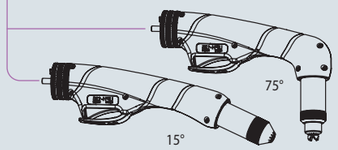

Easyfit torches

	I (60%)	I (100%)	Angle	ref
MT-70	70 A (50%)	50 A	75°	074583
			15°	074590
MT-125	125 A	105 A	75°	074606
			15°	074613

2

STANDARD Consumables

Consumables Cutting - Coupage		Diffuseur - Diffuser - Swirl Ring (x1)	Electrode - Schneidelektrode (x5)	Tuyère - Tip - Düse (x5)	Buse - Nozzle - Schneiddüsenhalter	Patin - Shield
MT-70	20-50 A	x1 037557	x3 037564	x3 x3 037571 Longue - Long 067196	x1 037601	x1 037625
	70 A	x1 037557	x3 037564 Longue - Long 067189	x3 037588 Longue - Long 067202	x1 037601	x1 037625 Longue - Long 067219
MT-125	45 A *Precision cut*			039315		039322
	45 A	x1 039131	x3 039155	x3 039162	x1 039216	x1 039230
	65 A			x3 039179		
	85 A	x1	x3	x3 039186 x3	x1	x1
	105 A	x1 039148		x3 039193 x3	x1 039223	x1 039247
	125 A	x1	x3	x3 039209	x1	x1

Consumables Gouging - Gougeage		Diffuseur - Diffuser - Swirl Ring (x1)	Electrode - Schneidelektrode (x5)	Tuyère - Tip - Düse (x5)	Buse - Nozzle - Schneiddüsenhalter	Patin - Shield
MT-70	70 A	037557	037564	037595	037601	037632
MT-125	65-85 A	039131	039155	039261	039216	039254
	105 A	039148		039278	039223	
	125 A			039285		

Boxes - Coffrets

MT-70	20-70 A	BOX 20-50 A 061613	BOX 20-70 A 037540	—	—	—
MT-125	45-125 A	—	—	BOX 45/65/85 A 039537	BOX 85/105 A 064720	BOX 105/125 A 039544

DIFFICULT ACCESS Consumables

Consumables Cutting - Coupage		Diffuseur - Diffuser - Swirl Ring (x1)	Electrode - Schneidelektrode (x3)	Buse - Nozzle - Schneiddüsenhalter	Bague - Ring (x3)	Tuyère - Tip - Düse (x5)	Patin - Shield
MT-70	20-45 A	037557	074682	074859	074897	074767	074910
	70 A					074774	
MT-125	20-45 A	039131	074699	074866	074897	074767	074910
	70 A					074774	
	100 A	039148				074781	

Consumables Gouging - Gougeage		Diffuseur - Diffuser - Swirl Ring (x1)	Electrode - Schneidelektrode (x3)	Buse - Nozzle - Schneiddüsenhalter	Bague - Ring (x3)	Tuyère - Tip - Düse (x5)	Patin - Shield
MT-70	70 A	037557	074682	074859	074897	074798	074927
MT-125	70 A	039131	074699	074866	074897	074798	074927
	100 A	039148				074804	

Extractor - Extracteur 074842
Assembly & disassembly tool
- Outil d'aide à l'installation et au démontage

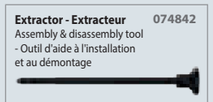



FLAT CUTTING Consumables

Consumables Cutting - Coupage		Diffuseur - Diffuser - Swirl Ring (x2)	Electrode - Schneidelektrode (x5)	Buse - Nozzle - Schneiddüsenhalter	Tuyère - Tip - Düse (x5)	Bague de maintien - Retaining ring (x2)
MT-70	40-70 A	074736	074705	074873	074811	074903
MT-125	40-70 A	074743	074712	074880	074828	074903
	80-125 A	074750	039155		074835	

AUTOMATIC - Mechanized torches

AT torches	I (60%)	I (100%)	L (m)	Body (mm)	ref
AT-70	70 A (50%)	50 A	6	"Mini" 127	071865
			6	240	037526
			12	240	037533
AT-125	125 A	105 A	6	240	038479
			12	240	039520
			15	240	069787
			20	240	069794
AT-160	160 A	125 A	6	240	067479
			12	240	067486
			15	240	069800
			20	240	069817



Consumables Cutting - Coupage		Diffuseur - Diffuser - Swirl Ring (x1)	Electrode - Schneidelektrode (x5)	Tuyère - Tip - Düse (x5)	Buse - Nozzle - Schneiddüsenhalter	or	Buse ohmique - Ohmic nozzle	Déflecteur - Deflector
AT-70	20-50 A	037557	037564	037571	037601	or	037618	037649
	70 A			037588				
AT-125	45 A *Precision cut*	039131	039155	039315	039216	or	039339	037496
	45 A			039162				039292
	65 A			039179				
	85 A			039186				
	105 A	039148		039193	039223	or	039445	039308
	125 A			039209				
AT-160	45 A *Precision cut*	067509	067493	067516	—		067578	067592
	45 A			067523				
	65 A			067530				
	85 A			067547				
	105/125 A			067554			067585	067608

INDUCTION
HEATING
1 ~





PFC POWER FACTOR CORRECTION

185 V ⇐ 265 V

110 V 230 V

100 m

INCLUDED

Spirale - Coil - Spiralförmiger draht	Fil tressé enroulable - Flexible wrappable wire - Flexibel geflochtener draht
Ø 18 mm 054806	800 mm 054813
Ø 24 mm 054790	Fil droit rigide - Straight rigid wire - Steif gerade draht
Ø 30 mm 055469	800 mm 054868

POWERDUCTION 10R
1 200 W | 230 V • 1 ~
AIR
062504
🇬🇧: 068643

POWERDUCTION 37LG
3 700 W | 230 V • 1 ~
❄ LIQUID
056992
🇬🇧: 072510

POWERDUCTION 39LG
3 700 W | 230 V • 1 ~
PFC ❄ LIQUID
058583

POWERDUCTION 50LG
5 200 W | 230 V • 1 ~
PFC ❄ LIQUID
055599

INDUCTION
HEATING
3 ~

POWERDUCTION 110LG
11 000 W | 400 V • 3 ~
❄ LIQUID
058590

POWERDUCTION 110LG 208-240V
11 000 W | 208-240 V • 3 ~ 🇺🇸 🇯🇵
❄ LIQUID
065246

OPTION 10R

Stripping - Décollage - Entkleben
066601

OPTION 37LG

Cable support
052284

Chariot - Trolley
UNIVERSAL 800
051331

Youtube

MADE IN FRANCE		A	W	kHz	P400	PFC	Liquid Cooling	Cable L (m)	Inductor	Heating			cm	kg	Protected & compatible power generator (+/-15 %)
				Freq.	INTEGRATED TECHNOLOGY										
POWERDUCTION 10R	230 V, 1~, 50/60 Hz	10 mini	1 200	45 ➔80	—	—	—	2	1	M10 ➔ 1 s	2 mm ➔ 5 s	Ø8 ➔ 10 s	23 x 14 x 10	3	1.5 kW
POWERDUCTION 37LG	230 V, 1~, 50/60 Hz	16 mini	3 700	15 ➔30	—	—	▪ 1.5 l	2	2	M10 ➔ 1 s	2 mm ➔ 5 s	Ø10 ➔ 15 s	45 x 29 x 25	15	4 kW
POWERDUCTION 39LG	230 V, 1~, 50/60 Hz	16 mini	3 700	20 ➔60	▪	▪	▪ 7 l	2	3	M12 ➔ 1 s	2 mm ➔ 5 s	Ø10 ➔ 15 s	53 x 70 x 37	39.5	4 kW
POWERDUCTION 50LG	230 V, 1~, 50/60 Hz	25 mini	5 200	20 ➔60	▪	▪	▪ 7 l	8	3	M14 ➔ 1 s	2 mm ➔ 3 s 4 mm ➔ 5 s	Ø10 ➔ 10 s	59 x 88 x 59	70	6 kW
POWERDUCTION 110LG 400V	400 V, 3~, 50/60 Hz	16 mini	11 000	20 ➔60	—	—	▪ 7 l	5	4	M18 ➔ 1 s	2 mm ➔ 2 s 4 mm ➔ 4 s	Ø10 ➔ 7 s	59 x 88 x 59	80	15 kW
POWERDUCTION 110LG 208-240V	208-240 V, 3~, 50/60 Hz	35 mini	11 000	20 ➔60	—	—	▪ 7 l	5	4	M18 ➔ 1 s	2 mm ➔ 2 s 4 mm ➔ 4 s	Ø10 ➔ 7 s	59 x 88 x 59	86	15 kW

INDUCTION
HEATING 3~

POWERDUCTION 160LG
16 000 W | 400 V • 3 ~
LIQUID
057814

POWERDUCTION 160LG 208-240 V
16 000 W | 208-240 V • 3 ~
LIQUID
065253

POWERDUCTION 220LG
22 000 W | 400 V • 3 ~
LIQUID
066861

POWERDUCTION 220LG 10M
074576

MADE IN FRANCE		A	W	kHz	Liquid Cooling	Cable L (m)	Inductor	Heating			cm	kg	Protected & compatible power generator (+/-15%)
POWERDUCTION 160LG 400V	400 V, 3~ 50/60 Hz	32 mini	16 000	20→60	■ 30 l	4	6	M20 → 1 s	2 mm → 2 s 4 mm → 4 s	Ø10 → 5 s	70 x 118 x 60	136	22 kW
POWERDUCTION 160LG 208-240V	208-240 V, 3~ 50/60 Hz	45 mini	16 000	20→60	■ 30 l	4	6	M20 → 1 s	2 mm → 2 s 4 mm → 4 s	Ø10 → 5 s	70 x 118 x 60	146	22 kW
POWERDUCTION 220LG	400 V, 3~ 50/60 Hz	32 mini	22 000	20→60	■ 30 l	4	6	M45 → 3 s	4 mm → 3 s 8 mm → 9 s	Ø10 → 4 s	70 x 118 x 60	141	22 kW
POWERDUCTION 220LG 10M							10						

OPTIONS

Housse de protection - Protection cover - Schutzhaube
for POWERDUCTION 220 - 160 LG
050853

Cooling liquid
Included with 160LG & 220 LG
5 L
062511
10 L
052246

t° POWER HEAT CONTROLLER

t° CONTROL
80>350°C (210>660°F)

POWER HEAT CONTROLER
061644

Included
T° sensors
thermocouple type K
x2



Youtube

OPTIONS

Pyrometer IR
for inductor L90
1.1 m
064119

INDUCTEURS - Inductors

SMALL (Ø16)



*= original equipment	S90 058927	S70 061569	S180 059269	■■S20/B1 (20°) 064874	■■S180/B1 064881	■■S180/B3W 067899	S180/D20 069985	S180/D25 069992	S180/D30 070592	S180/D35 070608	S180/D40 070615	S180/D45 070622	S180/D50 070639	S180/D55 070646
37 LG	✓*	✓				✓					–			
39 & 50 LG	✓ with adapter 28S													
110 & 160 LG	✓ with adapter 32S													
220 LG	✓ with adapter 32S													

LARGE (Ø32)

*= original equipment	L90 (90°) 059788	■L70 (70°) 059771	■L180 059795	L180/Spiral 065000	L20/B4 067882	L20 Alu Glove 069114	L180/D60 069923	L180/D70 069930	L180/D80 069121	L180/D90 069947	L180/D100 069954	L180/D110 069961	L180/D120 069978
37 LG	–					–							
39 & 50 LG	✓ with adapter 28L					–	✓ with adapter 28L						
110 & 160 LG	✓* with adapter 32L*	✓ with adapter 32L					✓ with adapter 32L						
220 LG	✓ with adapter 32L				✓ with adapter 32L*	✓ with adapter 32L							

ADAPTER

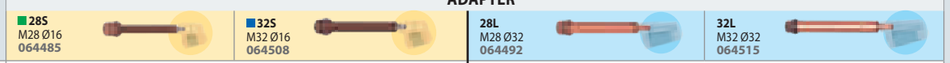

	■28S M28 Ø16 064485	■32S M32 Ø16 064508	28L M28 Ø32 064492	32L M32 Ø32 064515
37 LG	–		–	
39 & 50 LG	✓	–	✓	–
110 & 160 LG	–	✓	–	✓
220 LG	–	✓	–	✓

COMPLETE (Ø28)

■= original equipment	C20/B1 (20°) 056862	C180/B1 (90°) 056879	C180/B2 (90°) 056886
39 & 50 LG	✓*	✓	

BOÎTES - Boxes

■28S/B type W
for 39LG & 50LG
072497

included :
S20/B1 (x1)
S180/B1 (x1)
S180/B3 (x1)
28S (x1)
B1 (x1)
B3 (x1)

■32S/B type W
for 110LG & 160LG
072503

included :
S20/B1 (x1)
S180/B1 (x1)
S180/B3 (x1)
32S (x1)
B1 (x1)
B3 (x1)



■L box
065796

included :
L70 (x1)
L180 (x1)

FERRITES - Ferrites - Ferritaufsatz

■■B1 053823
■■B2 053458
B3 067875
■■B4 053755
B1 056909
B2 056916
B3 072527
B4 054844

Glue kit for inductor
Kit de colle pour inducteur
075948

NEW

Colle-Stick
bi-composants
Power Epoxy
150°C
054851

CALIBRATION SET

FOR MMA - TIG - MIG/MAG

IP67

VALISE D'ÉTALONNAGE - Validation/calibration set - Kalibrierungsset

GCU 1.0
060456

- **Etablissement de QMOS et suivi des DMOS -**
  Creations of WPQR followed by WPS -
  Erstellung von WPQR und Nachverfolgung von WPS
- **Vérification périodique du matériel de soudage -**
  Regular welding equipment checks -
  Periodische Überprüfung des Schweißgerätes

MMA TIG MIG/MAG

- **Applications :**

Génie civil - Construction - Tiefbau · Chantier naval - Shipyard - Schiffswerft · Maintenance - Maintenance - Wartung · Industrie - Fabrication - Industrie · Nucléaire - Nuclear - Nuklear

Parameters (precision)				FV			IP
U	I		Gas calibration	50/60Hz			
TRMS-Instant-Average							
1 > 120 V (± 0.5%)	1 > 500 A (± 0.5%)	1 > 30 m/min (± 1%)	1 > 30 L/min (± 5%)	85 > 265 V	21 x 43 x 57 cm	12 kg	IP 67

MADE IN FRANCE

Discover it on YouTube

Multimètre - Multimeter - Multimeter

Mesure d'énergie - Energy tracking - Energiemessung



Validation - Calibration - Kalibrierung

EN 1090 | EN 50 504 | EN 60974-14 **SOFTWARE INCLUDED** 5 languages (FR/EN/DE/ES/IT)

Included connections

VM1 Voltage measurement cables (2m)
060531

PC1 Power cable (2m)
060593
50 mm² Texas CM50.21

VM2 Voltage measurement cable (2m)
060548

VM2+VM1 : Measurement MIG/MAG (U)

GM1 Gas measurement (2m)
060555

USB1 USB 2.0 cable (1.5m)
060609

DRC1 Command cable DIN/DIN (2m)
060579

ARC1 Command cable DIN/Amphenol (2m)
060586

RC1 Remote control DIN (2m)
060562

RC1 +	ECM1	✓
RC1 +	DRC1	✓
RC1 +	ARC1	✓

OPTIONS

ECM1
060524

ECM1+VM1 : Measurement MIG/MAG (U / I / Gas)

Tachymètre vitesse fil
- Wire Speed Meter
- Geschwindigkeitsmesser
060517

Packs Caliweld

PACK Complete Calibration	060630	060456	connections included	060524	060425	060647	—
PACK Calibration	060654	060456	connections included	060524	—	—	—
PACK Tracking Calibration	060661	060456	connections included	—	—	—	060517

CHARGE D'ÉTALONNAGE - Load bank - Lichtbogen-Last-Simulator

Caliweld LOAD 550A
060425

MADE IN FRANCE

	550 A @ 3% (MIG)
MMA	5>550 A
TIG	5>550 A
MIG/MAG	5>550 A
X%	**3%**
	60 x 27 x 50 cm / 16 kg

Options

MIG EURO CONNECTION
Câble connexion EURO MIG avec commande à distance - Calibration cable with euro torch connector and remote control
316 A @ 60%
054097

CABLE
Rallonge câble,
connexions texas (mâle + femelle)

1.3 m	95 mm²	033689
5 m	95 mm²	032439
10 m	95 mm²	032446
20 m	95 mm²	036673

CONTRÔLE DU GÉNÉRATEUR - Generator control - Prüfgeräte

Débimètre de bout de torche
- Torch Gas Flow-Meter
- Durchflussmesser
053939



Pince ampèremètrique
- Clamp-on ammeter
- Strommesszange
400 A
053991
600 A
053984

MARQUEURS & CRAIES - Markers & Chalk - Marker & Kreide

Compatibles Soudure - Welding compatible - Lötfähig

Support craies plates
& Craies plates compatibles soudure
- Flat chalk holder
& Welding compatible flat chalks
- Flache Kreidehalter
& Lötkompatible Flachkreiden
Stéatite - Soapstone - Speckstein
069374



Marqueurs blancs industriels
- Industrial white markers
- Industrielle weiße Marker
069343

Marqueur trous profonds
- Deep hole marker
- Tieflochmarkierer
069350

CONTRÔLE DE PIÈCES - Metal control - Werkstückprüfgeräte

Crayon marqueur thermique
-Thermal marking pencil -
Thermo-Prüfstift
121°C - 250°F
052765

Jauge pour cordon de soudage
- Welding Gauge -
Schweißnahtlehre
053977

Calibre d'épaisseur de tôle
- Sheet thickness gauge -
Blechdickenmessgerät
0,6 > 8 mm
071414



Thermomètre infrarouge
- Infrared Thermometer -
Infrarot Thermometer
-50/+380°C,
-58/+716°F
052994

Miroir d'inspection flexible magnétique
- Flexible inspection mirror (magnetic)
- Flexibler, magnetischer
Inspektionsspiegel
400 mm
060623

TROLLEYS

CHARIOTS - FAHRWAGEN - CARROS

SKATES

MADE IN FRANCE

CE NORM. EN60974-1

1
Skate WS-4R/-4L/Easycut K35F
14 x 46 x 59 cm / 7,9 kg
10 x 71 x 25 cm / 8,3 kg
040977

2
Skate Titan 400 NEOPULSE 320C (+WCU)/ NEOCUT 105 / NEOCUT 125
115 x 53 x 76 cm / 7,8 kg
10 x 35 x 70 cm / 8,3 kg
037717

3
Skate Titanium 400 NEOPULSE 320C (+WCU)/ NEOCUT 105 / NEOCUT 125
10 x 35 x 70 cm / 8 kg
073593

4
Skate TIG 250 AC/DC
80 x 47 x 90 cm / 8 kg
12 x 37 x 58 cm / 8,8 kg
040960
10 m³

CHARIOT PALETTE - Pallet trolley

5
31 x 79 x 50 cm / 22,8 kg
21 x 81 x 52 cm / 24,2 kg
064621

IDEAL

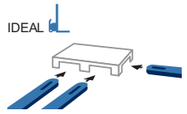

COMBINAISON

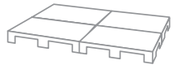

PLASMA

6
PLASMA 600
62 x 39 x 57 cm / 8,2 kg
10 x 30 x 63 cm / 8,8 kg
040298

7
UNIVERSAL 800
139 x 48 x 62 cm / 17,6 kg
15 x 52 x 80 cm / 18,1 kg
051331

4M³

8
WELD 610
62 x 43 x 77 cm / 9,5 kg
12 x 80 x 30 cm / 10,5 kg
040281

9
WELD 810
139 x 50 x 77 cm / 20,1 kg
14 x 80 x 51 cm / 21,6 kg
037489

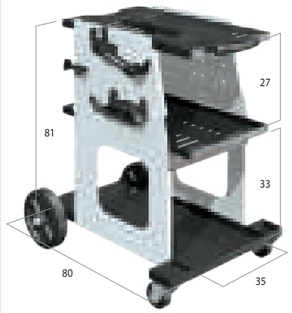

10
WELD 910
84 x 52 x 89 cm / 25 kg
22 x 80 x 52 cm / 27 kg
070967

11
4M³ L
90 x 51 x 99 cm / 15 kg
23 x 37 x 99 cm / 16,6 kg
071568

DIABLES - Sack truck - Fahrwagen mit Rädern

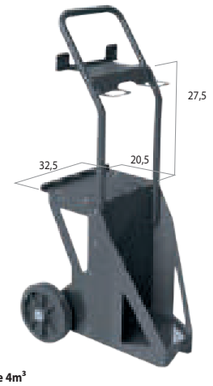

12
Diable 4m³
106 x 46 x 50 cm / 15,7 kg
36 x 43 x 73 cm / 16,4 kg
015678
4 m³

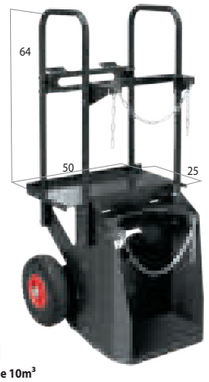

13
Diable 10m³
117 x 53 x 55 cm / 22 kg
29 x 80 x 53 cm / 22,5 kg
039704
10 m³

14
Diable 10m³ New Design
118 x 61 x 61 cm / 19 kg
29 x 80 x 53 cm / 19,5 kg
076341
10 m³

15
Diable JOBSITE XL
118 x 61 x 60 cm / 18,3 kg
20 x 47 x 66 cm / 19,5 kg
039568

OPTION

4 m³
039551

10M³

16
10m³-XL/TM1
103 x 48 x 100 cm / 24,5 kg
23 x 37 x 99 cm / 26,1 kg
041257

17
10m³-XL/TM2
91 x 54 x 96 cm / 32 kg
27 x 42 x 84 cm / 33,2 kg
039711

18
T/M 400 A
113 x 54 x 115 cm / 41,8 kg
38 x 40 x 113 cm / 44,5 kg
037328

Fixation kit
×2
064690

OX & AD

OX & AD
104 x 67 x 20 cm / 7,5 kg
18 x 38 x 73 cm / 14,2 kg
039100

TROLLEYS COMPATIBILITY

TIG	2	3	4	5	8	9	10	11	12	13	14	15	16	17	18
TIG 160 DC lift					✓	✓			✓	✓		✓			
TIG 161 DC					✓	✓			✓	✓		✓	✓		
PROTIG 200 DC							✓	✓		✓		✓		✓	
PROTIG 201 DC FV					✓	✓	✓			✓		✓	✓		
PROTIG 220 DC FV							✓	✓		✓		✓		✓	
PROTIG 221 DC FV					✓	✓	✓			✓		✓	✓		
TIG 300 DC						✓	✓	✓		✓		✓		✓	
TITAN 400 DC	✓			✓								✓			✓
PROTIG 200 AC/DC					✓	✓	✓			✓		✓	✓		
PROTIG 201 AC/DC - L AC/DC					✓	✓	✓	✓		✓		✓	✓	✓	
TIG 220 AC/DC							✓	✓		✓		✓		✓	
TIG 250 AC/DC			✓												
TITANIUM 230 AC/DC											✓				
TITANIUM 400 AC/DC		✓		✓								✓			✓

PLASMA	1	2	3	6	7	15
EASYCUT K25				✓	✓	✓
EASYCUT K35F	✓			✓	✓	✓
EASYCUT 30 FV				✓	✓	
EASYCUT 40				✓	✓	
CUTTER 45CT				✓	✓	
CUTTER 70CT						✓
NEOCUT 105		✓	✓			✓
NEOCUT 125		✓	✓			✓

MMA	5	15	16	17
400 TRI		✓		
PROGYS FLEX 280 CEL		✓	✓	
GENIUS 400	✓	✓		✓

MIG	1	2	3	5	8	9	10	11	15	16	18
MultiPEARL 210-2					✓	✓	✓	✓	✓	✓	
MultiPEARL 210-4 XL					✓	✓	✓	✓	✓		
MULTIWELD T-C				✓			✓	✓	✓		✓
WS-4R / WS-4L	✓										
EXAGON 400				✓					✓		✓
NEOPULSE 220 C							✓	✓	✓		
NEOPULSE 220 C XL							✓	✓	✓		
NEOPULSE 320 C		+WCU ✓	+WCU ✓	✓				✓	✓		✓
NEOPULSE 400 G				✓							✓
NEOPULSE 500 G				✓							✓

INDUCTION	7
POWERDUCTION 37LG	✓

TIG / MIG LIQUID

COOLING UNITS

GROUPES FROIDS - KÜHLAGGREGATE - GRUPOS DE REFRIGERACIÓN

GROUPES UNIVERSELS - Universal watercooling units - Kühlaggregat

ON/OFF ✓

MULTICOOL 500
47 x 24 x 16 cm
069206

ON/OFF ✓
COMMAND ✓

MULTICOOL 1300
70 x 28 x 39 cm
036628

Cooling liquid
(not included)

5L
062511

10L
052246

Ø 10
x1
064324

Ø10
x1
064331

Ø 6
x1
064348

COOLING UNITS COMPATIBILITY

		50/60 Hz		W		ON/OFF	COMMAND	kg	COMPATIBILITY
UNIVERSAL	MULTI COOL 500	230 V	1~	500	1.5 L	■	–	8	all TIG 1~, all MIG 1~
UNIVERSAL	MULTI COOL 1300	230 V	1~	1300	7 L	■	■	19	all TIG 1~, all MIG 1~
DEDICATED	WCU 0.5kW A	230 V	1~	500	1.5 L	–	–	8	TIG 220 DC
DEDICATED	WCU 1kW A	230 V	1~	1000	3 L	–	–	14	TIG 220 AC DC
DEDICATED	KOOL 1.24 TIG	24 V DC		800	5.5 L	–	–	15	TITANIUM 230
DEDICATED	WCU 1kW B	400 V	3~	1000	3 L	–	–	15	TIG 300 DC
DEDICATED	WCU 1kW C	400 V	3~	1000	5.5 L	–	–	17	TITAN 400 DC, TITANIUM 400 AC DC, NEOPULSE 320C
DEDICATED	GENCOOL	400 V	3~	1000	5.5 L	–	–	20	EXAGON
DEDICATED	PULSCOOL /TWINCOOL	400 V	3~	1000	5.5 L	–	–	20	NEOPULSE 400G / 500G

COOLING UNITS

GROUPES DÉDIÉS - Dedicated cooling units - Kühlaggregat

for double wire feeder

WCU 0.5kW A
48 x 16 x 23 cm
039490

WCU 1kW A
48 x 23 x 24 cm
039773

KOOL 1.24 TIG
56 x 22 x 30 cm
070820

WCU 1kW B
48 x 23 x 24 cm
032217

WCU 1kW C
68 x 23 x 30 cm
013537

EXACOOL
68 x 23 x 30 cm
032422

NEOCOOL
68 x 23 x 30 cm
032750

TWINCOOL
68 x 23 x 30 cm
065086

CÂBLE - Cable - Kabel



Welding Cable - Schweißkabel

EN 60245-6
H01N2-D
(Caoutchouc - Rubber)

	L	Ref.	EN 60974-9 A (60%)	EN 60974-9 A (35%)
16 mm²	x m	046207	121	131
	100 m	046252		
25 mm²	x m	046306	165	185
	5 m	045408		
	100 m	046603		
35 mm²	x m	046405	211	243
	100 m	046702		
50 mm²	x m	046757	275	323
	100 m	046801		
70 mm²	x m	046832	351	419
	500 m	036680		
95 mm²	x m	046863	433	527
	300 m	036697		

High Flexibility Electrical Cable

	L			A (60%)	A (35%)
10 mm²	100 m	054882	054875	88	92
	20 m	056107	056091		
16 mm²	100 m	054905	054899	120	130
	20 m	056121	056114		
25 mm²	100 m	054929	054912	164	184
	20 m	056145	056138		
35 mm²	100 m	054943	054936	210	240
	20 m	056169	056152		
50 mm²	100 m	054967	054950	273	320
	20 m	056183	056176		
70 mm²	50 m	—	056565	310	380

COSSES - Cable lugs - Kabelschuhe - Terminal - Kabelschoen - Terminal

	max	Ø		Ref.
	10 mm²	M5	x100	047501
	16 mm²	M5	x100	047518
	25 mm²	M5	x100	047525
	35 mm²	M6	x100	047532
	50 mm²	M10	x100	047549
	70 mm²	M10	x100	047556
	95 mm²	M10	x50	047570
	16 mm²	M10	x10	038219
	25 mm²	M10	x10	038226
	35 mm²	M14	x10	038233
	50 mm²	M14	x10	038240
	75 mm²	M16	x10	038257
	125 mm²	M15	x5	038264

DOUILLES TEXAS - Dinze sockets - Anschlussbuchse



	I A max	mm	mm²	Ø mm	Ø mm	Ø	Compatibility		Ref.
DF 25.14	200	32	10/25	14	9	M8	CM25.14	x 20	045644
DF 70.21	400	49	35/70	21	13	M10	CM 50.21, CM 70.21	x 10	045637
DF 95.24	500	38	70/95	24	13	M12	CM 95.24	x 5	045743

ADAPTATEURS TEXAS - Adaptators - Adapter mit Messfunktion

AMF 25/50
Adaptateur mâle/femelle - Male/female adaptor
038110

300A @ 35% | 200A @ 60%

AMF 50/25
Adaptateur mâle/femelle - Male/female adaptor
038127

300A @ 35% | 200A @ 60%

CDFM 95/95 Connecteur mâle/double femelles - Male/double female adaptor 95 mm²
038134

400A @ 35% | 300A @ 60%

TEXAS MESURE DE TENSION
- Dinze voltage measuring cable
- Spannungsmessleitung

VM1
060531

CONNECTEURS TEXAS - Dinze connectors - Stecker - Conectadores - Schakeleaars - Conectores



	I A max	mm²	Ø mm	Ø mm	Compatibility		Ref.
CFM 25.14	200	10/25	14	9	CM 25.14, DF 25.14, CF 25.14	x1	045507
CFM 50.21	300	35/50	21	13	CM 50.21, CF 50.21, TX 70.21	x1	045606
CFM 70.21	400	50/70	21	13	CM 70.21, TX 70.21	x1	047488

CM 25.14	200	10/25	14	9	DF 25.14, CF 25.14	x20	045668
CM 50.21	300	35/50	21	13	DF 70.21, CF 50.21	x10	045613
CM 70.21	400	50/70	21	13	DF 70.21, CF 70.21	x5	045750
CM 95.24	500	70/95	24	13	DF 95.24	x5	047495

CF 25.14	200	10/25	14	9	CM 25.14	x30	045651
CF 50.21	300	35/50	21	13	CM 50.21	x10	045620
CF 70.24	400	50/70	24	13	CM 70.21	x5	045736
CF 95.24	500	70/95	24	13	CM 95.24	x5	072374

PC1
MMA/TIG/MIG connection
060593



CABLE
Rallonge câble, connexions texas (mâle + femelle)

1.3 m	95 mm²	033689
5 m	95 mm²	032439
10 m	95 mm²	032446

PINCES DE MASSE - Earth clamps - Masseklemmen - Pinzas de masa - Massaklem - Pinças de massa

CROCO



	CROCO A200.35	CROCO B250.25	CROCO B300.70	CROCO T300.70	CROCO T400.70	CROCO B600.95 (500A)	CROCO T600.95	CROCO M600.95
A	200 A	250 A	300 A	300 A	400 A	500 A	600 A	600 A
max	35 mm²	25 mm²	70 mm²	70 mm²	70 mm²	95 mm²	95 mm²	95 mm²
A (X%)	200A (35%) 150A (60%)	250 A (35%) 200 A (60%)	300A (35%) 250A (60%)	300A (35%) 250A (60%)	400A (35%) 300A (60%)	500A (35%) 400A (60%)	600A (35%) 400A (60%)	600A (35%) 400A (60%)
x1 (vrac)	043114	038035	043138	037922	043213	038042	046559	038301
*x1 (blister)	043107			037939	043206			
(x25)	043121		043145	037946	043152			

RHINO & TYREX

	RHINO 300.50 (250A)	TYREX 400.70	TYREX XL 400.70	RHINO 600.95	TYREX 600.95	TYREX + 600.95	TYREX 800.120
A	250 A	400 A	400 A	600 A	600 A	600 A	800 A
max	50 mm²	70 mm²	70 mm²	95 mm²	95 mm²	95 mm²	120 mm²
A (X%)	250A (35%) 200A (60%)	400A (35%) 300A (60%)	400A (35%) 300A (60%)	600A (35%) 500A (60%)	600A (35%) 500A (60%)	600A (35%) 500A (60%)	800A (35%) 700A (60%)
x1 (vrac)	038059	043176	048997	038066	043220	046566	046573
					(x10) 043169		

MASSES MAGNÉTIQUES - Earth magnets - Magnetische Masse



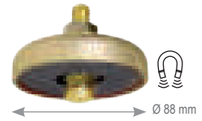

	SQUARE MAGNET 500.70	ROUND MAGNET 500.70	ROUND MAGNET 600.95
A	500 A	500 A	600 A
max	70 mm²	70 mm²	95 mm²
A (X%)	500A (35%), 400A (60%)	500A (35%), 400A (60%)	600A (35%), 500A (60%)
x1 (vrac)	048980	048973	047105

PINCES DE MASSE ASSEMBLÉES - Earth clamp kits - Vormontierte Masseklemmen

	A		L (m)	(mm²)	(mm²)	Ø		Ref.
Cable H07 for **Cutting** & **Welding**	200 A	CROCO T300.70	4	16	10 / 25	9	x1	036932
	250 A	CROCO T300.70	4	25	35 / 50	13	x1	075214
Cable H01 for **Welding** only	150 / 200 A	CROCO A200.35	2	16	10 / 25	9	x1	043770
	250 A	CROCO T400.70	3	25	10 / 25	9	x1	043787
	250 A	CROCO T400.70	4	25	35 / 50	13	x1	043794
	400 A	CROCO T400.70	4	35	35 / 50	13	x1	043817
	400 A	CROCO T400.70	4	50	35 / 50	13	x1	047853
	600 A	TYREX 600.95	4	70	35 / 50	13	x1	043831
	600 A	CROCO M600.95	4	70	35 / 50	13	x1	036994
	800 A	TYREX+ 800.120	4	95	35 / 50	13	x1	047013

MANOMÈTRES–DÉBITMÈTRES - Pressure-Regulators
- Druckminderer - Regulador de presión
- Manometer stromingsmeter - Regolatore di pressione

	12 L / min	15 L / min	30 L / min (Argon/CO_2)	OPTIMAPRO 30 L / min (Argon/CO_2)
FR/ES/PT	041820	041998	041622	043619
DE	041820	041998	041219	043633
UK		040274	041646	043626
NL		040267	041615	043640
IT		038691	038707	

Pour cartouche de gaz
- For disposable bottle
- Für Einweg-gasflaschen (Argon/CO_2)
041639

BOUTEILLES DE GAZ JETABLES
- Disposable bottles - Einweggasflaschen

	composition % Ar	composition % CO_2	material	L	ref.
AR/CO_2 1.8 L	80	20	Acier-Steel - Stahl	1.8 (150L)	043664
AR/CO_2 2.2 L	80	20	Acier-Steel - Stahl	2.2 (220L)	043671
AR pur 2.2 L	100	—	Alu	2.2 (220L)	043688

Pressure-flowmeters are country-specific : see datasheets at www.gys.fr

PRÉCHAUFFEUR DE GAZ
- Gas preheater - Gasvorwärmer

Compatible :
20L/min (FR & DE) 041998
30L/min (FR) 041622

for CO_2 pur or CO_2/Ar
230 V
power : 25 W
max pressure : 200 bar
IP 44
1.5 kg
(FR & DE) 046511

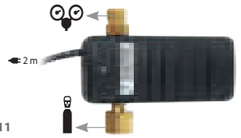

RACCORDS GAZ - Gas connector
- Gasanschlüsse

x2
045712

x1
046245

Tuyau caoutchouc- Rubber hose
Ø 6.3 X 13 (EN ISO 3821)
1.5 m 066670
4 m 046269
✂ x m 046276

MARTEAUX À PIQUER - Chipping Hammers - Schlaghammer - Martillos

HAMMER 260
260 mm / 240 g
(x1)
044159

HAMMER 285
285 mm / 425 g
(x1)
044128

HAMMER 370 PRO
Premium
270 mm / 370 g
(x1)
066663

HAMMER 290 PRO
Premium
290 mm / 465 g
(x1)
044135

HAMMER 320 PRO
Premium
320 mm / 425 g
(x1)
044142

BROSSES - Wire brushes - Bürsten - Brosses - Cepillos

			Acier - Steel - Stahl - Acero - Staal - Aço		Inox - Stainless - Edelstahl	
A	4	—	(x1)	044241	(x1)	044258
			(x24)	044265	(x24)	044272
B	3	—	(x1)	044227	(x1)	044289
C	2	•	(x1)	044166	—	
D		—	(x1) Laiton - Brass	038073	—	
			(x1) Zinc	038080		

POSITIONNEURS MAGNÉTIQUES - Special welding magnet - Imán especial para soldadura - Magnetische Positionierer

	MAGNETIC P15.90	MAGNETIC P16.90	MAGNETIC P19.90	MAGNETIC P20.180	MAGNETIC D30.90	MAGNETIC D50.90 DUAL	MAGNETIC D50.90	MAGNETIC D70.90M	MAGNETIC D70.120M	MAGNETIC D70.135M
	Classic				Switchable ON/OFF					
max	15 kg	16 kg	19 kg	20 kg	30 kg	50 kg	50 kg	60 kg	60 kg	60 kg
	60/90°	45/90/135°	45/90/135°	articulated 0 > 180°	45/90/135°	90°	90°	90°	45/60/75/ 90/105/135°	45/75/ 90/105/135°
x	2	4	1	1	1	1	1	1	1	1
	100 x 73 x 12	45 x 32 x 28	156 x 102 x 20	204 x 86 x 28	111 x 95 x 25	148 x 148 x 38	71 x 60 x 48	48 x 32 x 70	111 x 55 x 80	99 x 55 x80
Ref.	047044	044180	044203	044302	044197	047051	047075	047068	047082	047099

PINCES AXIALES - Axial-grip pliers

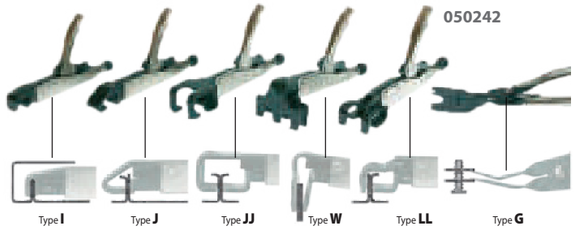

PINCES ÉTAU MONO SERRAGE - Lock-grip pliers



ASPIRATEURS DE FUMÉE - Fume Extraction Systems - Rauchgasabsauggerät

UNI 2.0 RE

- 400 V 3 ~
- 50 Hz
- 1 100 W
- 1 500 m³/h max

- arm 3 m
- no plug
- 100 kg
- extraction 0.5 m/s

061545

EVO 2.1 RE

- 230 V 1 ~
- 50 Hz
- 1 100 W
- 1 200 m³/h max

- arm 3 m
- included
- 85 kg

061552

Breveté
-Patented

EVO 2.2

- 230 V 1 ~
- 50 Hz
- 1 100 W
- 1100 m³/h max

- arm 3 m
- included
- 85 kg

073814

Included
Pré filtre, treillis Aluminium
Class of filtration G3 EN 779
+ Filtre - Coal Filter EPA E12 EN 779, Filtration >99.5 %
046467

Options
Filtre à charbon actif - Coal filter
✓ UNI 2.0 RE
064522

Extraction flexible
10 m, Ø 152 mm
✓ UNI 2.0 RE
✓ EVO 2.1 RE
062139

Included
Pré filtre, treillis Aluminium
Class of filtration F15 G2 EN 779
+ Filtre - Coal Filter HEPA H13 EN 779, Filtration >99.95%
046498

Included
Pré filtre, treillis Aluminium
Class of filtration F15 G2 EN 779
+ Filtre - Coal Filter HEPA H13 EN 779, Filtration >99.95%
075177

TORCHES ASPIRANTES - Fume Extraction Torches - Rauchgas-Absaugbrenner - Antorcha con aspiración de humos



	Acier/Inox - Steel/Stainless steel - Stahl/Edelstahl			
	AIR			LIQUID
	150 A	250 A	350 A	500 A
original equipment	M6	M6	M8	M8
	Ø 0.8	Ø 1.0	Ø 1.2	Ø 1.2
X % 40°C - $ArCo_2$	150A - 60%	200A - 60%	290A - 60%	380A-100%
GRIP	GRIP	GRIP	GRIP	GRIP
L	3 m	3 m	4 m	4 m
Ref.	043251	040540	040557	040564

BINZEL

Pour torches aspirantes - for fume Extraction Torches

BINZEL

included :
5 m, Ø50

- 230 V / 1 ~ , 1 100 W
- 200 m³/h max
- 190 mbar max
- 26 kg, 390 x 210 x 500 mm
- 71 db
- Système de nettoyage automatique du filtre - Filter auto cleaning system - Automatische Filterabreinigung

Filtre Classe M, EN 60335-2-69

Manual
043244

BINZEL
073715

included :
5 m, Ø50

- 230 V / 1 ~ , 1 100 W
- 230 m³/h max
- 190 mbar max
- 25 kg, 590 x 425 x 825 mm
- 76 db
- Système de nettoyage automatique du filtre - Filter auto cleaning system - Automatische Filterabreinigung

Filtre Classe M, EN 60335-2-69

MASQUES RESPIRATOIRES - Masks respirators - Atemschutzmasken - Máscaras respiratorias

FFP2D-OV
M/L (x5) EN 149
043923

FFP1
(x20) EN 149
043916

FFP3 - EN 140 / EN 143
(x1) Size M/L
037014

Étui /Case
037045

x 2

FFP3 - EN 143
Anti poussières / Anti odeurs
037038



FFP3 - EN 140 / EN 143 / EN 166
(x1) Size M/L
037021

CABINE DE SOUDAGE
- Welding booth -Schweißstand

Compact
400 x 400 x 500 mm
060173

590 x 450 x
1000 mm
060050

ÉCRANS DE PROTECTION - Welding curtain and frame - Schweißerschutzwand

ISO 25980 / EN 1598 / AWSF2.3M:2011

MADE IN FRANCE

	OPTI STRIPS (PRE-DRILLED)	OPTI 140.0
↔ cm	30 x 180 (x8)	160 x 140
mm	2	0,4
ref	061514	060487

BASIC



PRO



	A	B	C
	OPTI 200.0	OPTI 200.G	OPTI 215.0
mm	2000 x 2000	2000 x 2000	2000 x 2150
mm	0,4	0,4	0,4
rollers	—	—	OK
ref	060227	060463	060470

KITS DE PROTECTION - Protection kits - Schweißerschutzkit

Lot de 1er Équipement du soudeur
- Starter welding kit - Schweisserkit für Einsteiger
070493

Lot Équipement professionnel du soudeur
- Professional kit
- Profi-Schweisserkit
070561

COUVERTURE ANTI-CHALEUR - Heat protection cover - Hitzeschutzdecke - Manta anti-calor

	PROTEC 550	PROTEC 1200	PROTEC 1300	PROTEC 1300L
Protection	M0	M0	M0	—
t°	550°C/1000°F	1200°C/2200°F	1300°C/2400°F	1300°C/2400°F
mm	2000 x 2000	1750 x 1500	2000 x 1800	2000 x 1800
g/m²	580	1200	620	420
ref	050495	050204	053595	060500

MAGNET-
Magnethalterung

(x2)
052291

LUNETTES DE PROTECTION
- Protection goggles - Schutzbrillen

Antiprojection/meulage - Anti-projection/grinding - Anti-proyección/amoladura - Spritzschutz/Schleifen

EN 166

Shade/IR5
042841

Shade/IR0
042865

Shade/IR0
042810

Shade/IR0
047778

Shade/IR0
042827

Shade/IR0
047792

Shade/IR0
047839

CASQUE DE CHANTIER
- Hard hat - Schutzhelm

Shade/IR5
EN 397/352-3/166
064218

-23dB

adjustable
Ø 55>62 cm

SOUDURE CHALUMEAU
- Torch welding - Autogenschweißen

Shade/IR5
042803

Shade/IR5
042858

CAGOULE TEXTILE DE PROTECTION - Fireproof hood
- Textil-Schweißer- schutzhaube - Máscara de protección

EN ISO 11611
Class 1/A1+A2
064195

EN 470
EN 11611
CLASS 1
ISO 15025:
CLASS 1
045224

EN ISO 11612
EN 1149-5
(A1, B1, C1,F1)
037687

GANTS DE SOUDAGE - Welding gloves - Schweißhandschuhe - Guantes

TIG

BASIC
Gants PRO TIG - T10
045194

EN388
2122

EN 407
422X4X
EN12477
Class : A1

PRO
Gants PRO TIG EXTRA - T10
045323

EN388
2111XX

EN 407
41313X
EN12477
Class : A1

EXPERT
Gants de soudage renforcés - Reinforced welding gloves
T9 : 064164 T9.5 : 064171

EN388
2111XX

EN 12477
TYPE B

EN 407
412X4X
EN12477
Class : A1

MMA - MIG/MAG

BASIC
Heavy Duty - T10
(MMA - MIG - Plasma)
045101

EN388
4244

EN 407
423X4X
EN12477
Class : A1

PRO
Gants de soudage renforcés - T10
- Reinforced welding gloves
045873

EN388
4244

EN 407
423X4X
EN12477
Class : A1

Bouclier protection de main en fibre de verre
- High heat reflective fiber glass handshield with leather back
- Hochhitzefester Handschutz mit Glasfaser und Leder rückseite

20 x 15 cm
x1
064157

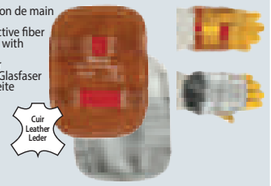

GANTS DE MANUTENTION / MEULAGE - Handling gloves - Handschuhe - Guantes

Anti coupure
- Anti-cut
T9
045897

EN388
4342

✓ écran tactile
- touch screen friendly

Anti coupure
haute résistance
High resistance anti-cut
EN 420
EN 388:4121
T9 : 045910
T10 : 045927

Anti coupure
haute dextérité
- High dexterity anti-cut
EN 420
EN 388:1121
T9 : 045903
T10 : 045934

T10
064188

EN420
2003
+A1

EN388
2011 X

CHAUSSURES
- Shoes

0% metal

EN ISO 20345
S3 HI HRO SRC

40	064225
41	064232
42	064249
43	064256
44	064263
45	064270

VESTES - Jackets
- Jacke

EN ISO 11611
Class 2-A1

XL (52/54)
037663

IEC 61482-2
Class 1-4kA

EN ISO 11612
A1+A2-B1-C1-E3-F1

EN ISO 11611
Class 2-A1 & A2

EN 1149-5

98% cotton, 2% antistatic

S (40/42)	046313	XL (52/54)	046344
M (44/46)	046320	XXL (56/58)	046351
L (48/50)	046337		

EN ISO 11612
A1+B1-C1-E1-F1

EN ISO 11611
A1 Class 1

IEC 61482-2
Class 1

EN 13034
A1 Type 6

EN 1149-5

NEW

PRO

74% cotton, 25% polyester, 1% carbon — 330 g/m²

S (T.2)	073760	XL (T.5)	073791
M (T.3)	073777	XXL (T.6)	073807
L (T.4)	073784		

TABLIER CUIR MULTI-USAGE - Multi-use leather apron - Delantal de cuero multi-uso - Mehrzweck-Lederschürze

045200

EN ISO 11611
Class 2-A1

045217

MANCHETTES DE SOUDEUR
- Welding sleeves - Schweißerärmel
- Mangas protectoras

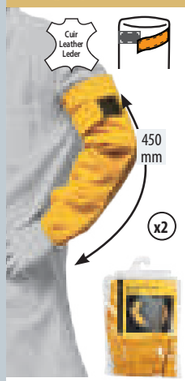

045231

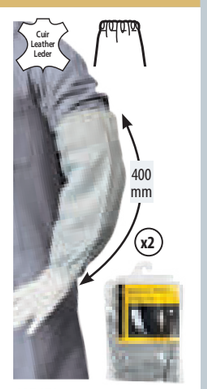

037670

PANTALON - Trouser - Hose

EN ISO
11612
A1+A2-B1-C1-E3-F1

EN ISO
11611
Class 2-A1
& A2

IEC 61482-2
Class 1-4kA

EN 1149-5

EN 14404
+A1
Type 2

98% cotton,
2% antistatic

S (40/42)	046368
M (44/46)	046375
L (48/50)	046382
XL (52/54)	046399
XXL (56/58)	046412

HELMETS
TECHNOLOGIES

	Intensity (A)														
	1.5	70	100	125	150	175	200	225	250	300	350	400	450	500	600
TIG	8	9	10			11		12		13					
MAG	8	9	10			11			12				13		
MIG		9		10			11			12		13	14		
MIG light alloys				10		11		12		13		14			
PLASMA			9	10	11		13								

Teinte initale - Initial shade

Classic — **ULTRA CLEAR**

Spectre de couleur - Spectrum view



Classic — **TRUECOLOR**

Capteurs sensibles - Sensitivity sensors

Classic — **HIGH SENSIBILITY**

Sensors ×2 — Sensors ×4 — Sensors ×7

Classification EN379 - X=/X=/X=/X=

1/1/1/1 = PERFECT QUALITY

(1) Qualité optique (distorsion). **(2)** Diffusion de la lumière (contraste). **(3)** Variation de la transmission lumineuse(homogénéités de la teinte foncée).
(4) Lumière angulaire (filtre de rayons lumineux diagonaux).

(1) Optical quality (distortion). **(2)** Light diffusion (contrast).
(3) Variation of light transmission (homogeneities of the dark shade). **(4)** Angular light (diagonal light ray filter).

(1) / (2) / (3) / (4)

Serre-tête - Headgear



Simple — Multi — **MULTI PRO** — **MULTI PREMIUM** (Comfortable back) — **MULTI PREMIUM PRO** (Comfortable back / Perfect stability)

MANUAL
11

Verres - Lenses - Schutzläser
042605

Masque pliable
- Foldable mask
- Faltbare leder-Schutzmaske
064201

HAND MASK 11
042209
GRIND

Manual
FLIP FLAP 0/11
042513
GRIND

HELMETS
11



GRIND MODE

LCD TECHNO 11
064997
98 x 35 mm | 0.6 ms
TRUECOLOR

LCD MASTER 11
043442
100 x 49 mm | 0.5 ms
TRUECOLOR

PANORAMIC

LCD SPACE 11 TRUECOLOR
062245
100 x 49 mm | 0.5 ms
TRUECOLOR

LCD EXPERT 11 CARBON
040755
100 x 49 mm | 0.5 ms
TRUECOLOR

LCD INVADER 11 TRUECOLOR
062252
100 x 49 mm | 0.5 ms
TRUECOLOR

HELMETS
9-13

98 x 43 mm
0.3 ms
GRIND ×4

HERMÈS SILVER
040908

HERMÈS RED
040885

HERMÈS GOLD
040892

VERRES
- Lenses
- Schutzgläser



105x50 (x50)	042629	105x50 (x50)	042643	HANDMASK 11	11	—	—	—	—	92x36 mm	■	—	—	—	400 g	Gys
110x90 (x5)	040816	110x90 (x5)	040762	FLIP FLAP 0/11	11	—	—	—	—	97x80 mm	■	—	—	Simple	425 g	Gys
110x90 (x5)	040816	102x40 (x5)	040830	LCD TECHNO 11	3>11	■	0.60 ms	0.35 ms	1/1/1/1	98x35 mm	—	—	☼	Simple	420 g	Gys
110x90 (x5)	040816	104x55 (x5)	040847	LCD MASTER 11	3>11	■	0.50 ms	0.35 ms	1/1/1/1	100x49 mm	—	—	☼	Simple	400 g	Gys
392x117 (x3)	065215	103.6x54 (x5)	040809	LCD SPACE 11 TRUECOLOR	3>11 + 2x : 5	■	0.50 ms	0.35 ms	1/1/1/1	100x49 mm	—	✓	☼	Multi	470 g	Gys
119x98 (x5)	040823	104x55 (x5)	040847	LCD EXPERT 11 CARBON	3>11	■	0.50 ms	0.35 ms	1/1/1/1	100x49 mm	—	—	☼	Simple	480 g	Gys
110x90 (x5)	040816	103.6x54 (x5)	040809	LCD INVADER 11 TRUECOLOR	3>11	■	0.50 ms	0.35 ms	1/1/1/1	100x49 mm	—	✓	☼	Multi	480 g	Gys
115x102 (x5)	040793	103.6 x 54 (x5)	040809	HERMES	4 - 9>13	—	0.30 ms	0.10>1 s	1/1/1/3	98x43 mm	■	—	☼ + 2 (CR 2032)	Simple	520 g	Toolit

HELMETS
9-13

98 x 43 mm
0.3 ms
GRIND

EXPERT 9/13 G CARBON
040878

EXPERT 9/13 G
042216

92 x 42 mm
0.1 ms
GRIND TRUECOLOR

LCD TECHNO 9/13
065048

92 x 42 mm
0.1 ms
GRIND TRUECOLOR

LCD VENUS 9/13 G IRON TRUECOLOR
064980

LCD VENUS 9/13 G BONES TRUECOLOR
064973

LCD VENUS 9/13 G TRUECOLOR
064966

HELMETS
5-9/9-13

100 x 49 mm
0.1 ms
GRIND TRUECOLOR

PROMAX 9/13 G VOLCANO
037205

PROMAX 9/13 G SHARK
037199

PROMAX 9/13 G SILVER
045774

100 x 67 mm
0.1 ms
GRIND ×4
TRUECOLOR

ZEUS 5-9/9-13 G INDIAN
038332

ZEUS 5-9/9-13 G FIRE
044098

ZEUS 5-9/9-13 G COSMIC
044104

LCD FIREMAN 9-13 TRUECOLOR
062269

100 x 49 mm | 0.1 ms
GRIND TRUECOLOR

IDEAL

LCD GYSMATIC 9/13 G TRUECOLOR
043909

100 x 60 mm | 0.08 ms
GRIND ×4 TRUECOLOR

LCD GYSMATIC 9/13 G AIR TRUECOLOR
065727

Filtration class EN 12941 : TH2 P R SL
Air 165 / 200 / 220 L/min
Battery included

OPTION Filter TH3
065734

Battery charger
037472
: 028869

Battery included
037465

038424 x1

038417 x5

OPTIONS

Sac pour masque de soudage
- Carry bag for helmet welding

043299

066656

Bandeau anti-transpiration
- Antiperspirant - headband

043466
for Simple, Multi, Multi Premium, Multi Premium Pro

062627
for Multi Pro

070844
(x 1) for Gysmatic 5/13 Air XXL

x2

Loupe
- Magnifying glass (x1)

zoom x2
042780

zoom x3
064140

VERRES
- Lenses
- Schutzgläser



111x91 (x5)	063723	103.6 x 54 (x5)	040809
110x90 (x5)	040816	95.5 x 50.5 (x5)	040854
226 x 106 (x5)	045781	103.6 x 54 (x5)	040809
114x133 (x10)	043893	G : 106 x 66 (x10)	043886
110x90 (x5)	040816	95.5 x 50.5 (x5)	040854
226x106 (x5)	045781	103.6 x 54 (x5)	040809
114 x 133 (x10)	043893	103.7 x 69.5 (x5)	043695

		TRUE COLOR		HF	DELAY									MASK BRAND
EXPERT 9/13 G	4 - 9>13	—	0.30 ms	—	0.10>1 s	1/1/1/3	2	98x43 mm	■	—	+ 2 (CR 2032)	Simple	540 g	Toolit
LCD TECHNO 9/13	4 - 9>13	■	0.10 ms	—	0.10>0.8 s	1/2/1/1	2	92x42 mm	—	—		Simple	440 g	Gys
LCD FIREMAN 9-13 TRUECOLOR	3 - 9>13	■	0.10 ms	—	0,10 > 0,8 s	1/1/1/2	2	100x49 mm	■	—		Multi	560 g	Gys
LCD GYSMATIC 9/13 G TRUECOLOR	4 - 9>13	■	0.08 ms	✓	0.10>0.90 s	1/1/1/2	4 HIGH SENSITIVITY	XL : 100x60 mm	■	✓	+ 2 (CR 2450)	Simple	580 g	Gys
LCD VENUS 9/13 G TRUECOLOR	3 - 9>13	■	0.10 ms	—	0.10>0.8 s	1/1/1/2	2	92x42 mm	■	—		Multi	480 g	Gys
PROMAX 9/13 G	4 - 5>9 / 9>13	■	0.10 ms	—	0.10>0.8 s	1/1/1/2	2	100x49 mm	■	—		**Multi Premium**	560 g	Gys
ZEUS	4 - 5>9 / 9>13	■	0.10 ms	—	0.15 > 0.8 s	1/1/1/2	4	XL : 100x67 mm	■	✓	+ 2 (CR 2450)	Simple	520 g	Gys

HELMETS

5-9/9-13

ERGOTECH + 5-9/9-13 SILVER
068650

ERGOTECH + 5-9/9-13 DREAM
068674

ERGOTECH + 5-9/9-13 BLACK
068667

ALIEN + TRUECOLOR XXL
068698

100 x 67 mm | 0.1 ms | GRIND | ×4 | ULTRA CLEAR 3 | CLASS 1/1/1/1 | TRUECOLOR

100 x 90 mm | 0.1 ms | GRIND | ×4 | ULTRA CLEAR 3 | CLASS 1/1/1/1 | TRUECOLOR

MULTI PRO

DIGITAL

MEMORY & ELECTRONIC CONTROL

IDEAL

GYSMATIC XL TRUECOLOR
037908

100 x 60 mm | 0.08 ms | GRIND | ×4 | CLASS 1/1/1/1 | TRUECOLOR

GYSMATIC XXL TRUECOLOR
037236

100 x 83 mm | 0.1 ms | GRIND | ×4 | CLASS 1/1/1/1 | DIGITAL | TRUECOLOR

GYSMATIC 5/13 AIR XXL TRUECOLOR
047846
: 028852

IDEAL

Filtration class
EN 12941 : TH2 P R SL
Air 165 / 200
220 L/min
Battery included

OPTION
Filter TH3
065734

Battery charger
037472
: 028869

Battery included
037465

038424 x1

038417 x5

PANORAMIC VIEW			
APOLLO+ 5-9/9-13 G TRUECOLOR	Fixed DIN 5	DIN 3 › 5 / 13 Adjustable	Fixed DIN 5
PANORAMIC 3XL TRUECOLOR	DIN 3 › 10	DIN 3 › 4 / 12 Adjustable	DIN 3 › 10

APOLLO + 5-9/9-13 G TRUECOLOR
068681

Fixed shade 5 | 4-5-9/9-13 Adjustable | Fixed shade 5

100 x 67 mm | 0.1 ms | GRIND | ×4 | PANORAMIC | CLASS 1/1/1/1 | ULTRA CLEAR 3 | TRUECOLOR

PANORAMIC 3XL TRUECOLOR
037281

Shade 3-10 | 3-4-8/8-12 Adjustable | Shade 3-10

114 x 85 mm | 0.15 ms | GRIND | ×4 | PANORAMIC | CLASS 1/1/1/1 | ULTRA CLEAR 3 | TRUECOLOR

OPTIONS

Sac pour masque de soudage
- Carry bag for helmet welding

066656

Bandeau anti-transpiration
- Antiperspirant - headband

043466
for Simple, Multi, Multi Premium, Multi Premium Pro

062627
for Multi Pro

070844
(x 1) for Gysmatic 5/13 Air XXL

x2

Loupe
- Magnifying glass (x1)

zoom x2
042780

zoom x3
064140

VERRES
- Lenses
- Schutzgläser

						TRUE COLOR		HF	DELAY								MASK BRAND
114 x 133 (x10)	043893	103.7 x 69.5 (x5)	043695	ERGOTECH +	3 - 5>9 / 9>13	■	0.10 ms	—	0.15 > 0.8 s	1/1/1/1	4 HIGH SENSITIVITY	XL : 100x67 mm	■	✓	+ 2 (CR 2450)	Multi Premium	580 g	Gys
114 x 133 (x10)	043893	104 x 96 (x5)	043596	ALIEN + XXL TRUECOLOR	3 - 5>9 / 9>13	■	0.10 ms	✓	0.15 > 0.8 s	1/1/1/1	4 HIGH SENSITIVITY	XXL : 100x90 mm	■	—	+ 2 (CR 2032)	Multi Premium	560 g	Gys
110 x 90 (x5)	040816	106 x 66 (x10)	043886	GYSMATIC XL TRUECOLOR	4 - 5>9 / 9>13	■	0.08 ms	✓	0.1 > 0.9s	1/1/1/1	4 HIGH SENSITIVITY	XL : 100x60 mm	■	✓	+ 2 (CR 2450)	Simple	540 g	Gys
114 x 133 (x10)	043893	106 x 89,5 (x10)	046825	GYSMATIC 5/13 AIR XXL TRUECOLOR GYSMATIC XXL TRUECOLOR	4 - 5>9 / 9>13	■	0.10 ms	✓	0.1 > 0.9 s	1/1/1/1	4 HIGH SENSITIVITY	XXL : 100x83 mm	■	✓	+ 2 (CR 2450)	Simple Multi Pro	680 g	Gys
114 x 133 (x10)	043893	103.7 x 69.5 (x5)	043695	APOLLO+ 5-9/9-13 G	3 - 5>9 / 9>13 + 2x : 5	■	0.10 ms	—	0.15 > 0.8 s	1/1/1/1	4 HIGH SENSITIVITY	XL : 100x67 + 2x103.7x69.5 mm	■	✓	+ 2 (CR 2450)	Multi Premium	580 g	Gys
390 x 150 (x3)	037311	special kit (x1)	037304	PANORAMIC 3XL TRUECOLOR	3 - 4>8 / 8>12 + 2x : 3>10	■	0.15 ms	✓	0.15 > 0.8 s	1/1/1/1	4 HIGH SENSITIVITY	114x85 + 2x(68x80) mm	■	—	+2 (CR 2450)	Multi	610 g	Gys

HELMETS

4-8/8-13

GYSMATIC EXPLORER 3 TRUECOLOR
068728

130 x 58 mm | 0.05 ms

GRIND | DIGITAL | ULTRA CLEAR 3 | CLASS 1/1/1/2 | TRUECOLOR

GYSMATIC FLIP-FLAP GOGGLE 3 TRUECOLOR
068711

130 x 58 mm | 0.05 ms

GRIND | DIGITAL | ULTRA CLEAR 3 | CLASS 1/1/1/1 | TRUECOLOR

Initial shade 3 Dark shade 10 | 3-4-8/8-13 | Initial shade 3 Dark shade 10

EXCLUSIVE FOR PROFESSIONNAL

GYSMATIC GOGGLE 3 TRUECOLOR
068704

130 x 58 mm | 0.1 ms

GRIND | DIGITAL | ×7 | ULTRA CLEAR 3 | PANORAMIC | CLASS 1/1/1/1 | TRUECOLOR

Initial shade 2 Dark shade 10 | 2-4-8/8-13 | Initial shade 2 Dark shade 10

GYSMATIC XXL 2.0 TRUECOLOR
069138

100 x 93 mm | 0.06 ms

GRIND | DIGITAL | ULTRA CLEAR 2 | PANORAMIC | CLASS 1/1/1/2 | TRUECOLOR

OPTIONS

Sac pour masque de soudage
- Carry bag for helmet welding

043299

066656

Bandeau anti-transpiration
- Antiperspirant - headband

043466
for Simple, Multi, Multi Premium, Multi Premium Pro

062627
for Multi Pro

x2

Loupe
- Magnifying glass (x1)

zoom x2
042780

zoom x3
064140



VERRES
- Lenses
- Schutzgläser

170.12 x 56.66 (x10)	071049	127.4 x 37.4 (x10)	071032
290 x 147.5 (x10)	071025	135.2 x 62.8 (x10)	071018
385.8 x 137.7 (x10)	070998	133.5 x 60.4 (x10)	070981
122.7 x 146.5 (x10)	075580	103.8 x 95.8 (x10)	075597
		65.6 x 124.7 (x10)	075603

		TRUE COLOR		HF	DELAY								MASK BRAND
GYSATIC EXPLORER 3	3 - 4>8 / 8>13	■	0.05 ms	—	0.06 > 1.0 s	1/1/1/2	3	125x35 mm	■	—	+ 2 (CR 2032)	—	375 g	Gys
GYSMATIC FLIP-FLAP GOGGLE 3	3 - 4>8 / 8>13	■	0.05 ms	—	0.06 > 1.0 s	1/1/1/1	3	XL : 138x58 mm	■	—	+ 2 (CR 2032)	Multi Premium Pro	578 g	Gys
GYSMATIC GOGGLE 3	3 - 4>8 / 8>13	■	0.10 ms	✓	0.06>0.10 s	1/1/1/1	7 HIGH SENSITIVITY	XXL : 130x58 mm + 2x 52x48 mm	■	—	+ 2 (CR 2450)	Multi Premium Pro	580 g	Gys
GYSMATIC XXL 2.0	2 - 4>8 / 8>12	■	0.06 ms	—	0.06>0.12 s	1/1/1/2	5 HIGH SENSITIVITY	XXL : 100x90 mm + 2x 105x40 mm	■	■	+ 2 (CR 2450)	Multi Premium Pro	578 g	Gys

SOUDAGE À L'ÉTAIN - Soldering - Weichlöten

60W
040373

COMPLETE
100W
040397

Pompe à dessouder
- Desoldering pump
- Entlötpumpe
040380

Fil à souder
- Soldering wire
- Lötdraht
Étain - Tin - Zinn

Norm ISO EN 9453

	Norms		Composition %			T° fusion °C	Décapant - Flux	Ø mm	g	Ref.
	DIN 1707	EN 9453	Sn	Pb	Cu					
Étain-Plomb TIN LEAD Zinn-Blei	SnPb60	S-Sn40Pb60	40	60	—	183-238	integrated	2	50	046610
									100	046627
									250	047136
	Sn50Pb	S-Sn50Pb50	50	50	—	183-216	integrated	1.5	50	046641
									100	046658
									250	047129
	Sn60Pb	S-Sn60Pb40	60	40	—	183-190	integrated	1	50	046665
									100	046672
									250	047112
Étain-Cuivre TIN COPPER Zinn-Kupfer	SnCu3	S-Sn97Cu3	97	—	3	227-310	external (ref.040549)	2	50	046689
									100	046696
									250	047143
	SnCu07	Sn993 Cu07	99.3	—	0.7	227	integrated	1	100	062696

Flux universel
- Soldering flux
- Lötfett

T° fusion 450 °C
20 g
040549

Graisse décapante pour alliage étain
Soldering flux for tin alloys
Lötfett für Zinn-Legierungen

T° fusion 80 °C
100 g
047808

LAMPES À SOUDER PROFESSIONNELLES - Professional blow torches - Gasbrenner

PIEZO START

Lampe à souder perçable à 1 brûleur
- Blowtorch
- Lötlampe mit 1 Brenner
040342

Lampe à souder à 1 brûleur
- Blowtorch
- Lötlampe mit 1 Brenner
038820

-22°C 360°

Lampe à souder, avec 2 brûleurs interchangeables - Blow torch, with 2 interchangeable burners - Lötlampe mit 2 auswechselbaren Brennern
052741



LIGHTER START

Lampe à souder, soupape de sécurité
- Blow torch with safety valve
- Lötlampe, Sicherheitsventil
040359

Pistolet à air chaud autonome à gaz
- Gas hot air gun
060777

BRIQUET À TASSE - Cup lighter - Topfanzünder
040403

TAMPONS DE NETTOYAGE AVANT BRASAGE - Pre-brazing cleaning pads
047563

CARTOUCHES DE GAZ - Gas Cartridges - Gaskartusche

Model	Connection	composition butane	propane	propylene	360°	T°	Norms	ml	g	ref.	
A1	Pierceable	▪	—	—	—	—	EN417:2012	360	190	040410	12
A2	European fitting 7/16"	▪	▪	—	▪	1900°C	EN521 / EN 417	930	460	038837	12
B1		▪	▪	—	—	1800>2100°C	EN417:2012 - UN 2037	600	390	040427	12
B2		▪	▪	▪	—	2200°C	EN417:2012 - UN 2037	600	450	040434	12
B3		▪	▪	▪	▪	2200°C	EN417:2012 - UN 2037	380	220	040441	36

MÉTAUX D'APPORT FLAMME - Gas welding rods - Lötstäbe

Norms DIN 8513	Composition % Ag	Cu	Zn	P	Iron	Other	T° fusion °C	Décapant - Flux	Ø mm	L mm	X...	Ref.	Applications
BRASAGE FORT / STRONG BRAZING													
Cu P 6	—	94	—	6	—	—	710-880	paste (ref. 047440)*	2	333	5	047181	Cuivre-cuivre. Pour plomberie, chauffage, sanitaire. Copper - copper. For plumbing, heating, sanitation.
											25	047198	
										500	25	047204	
											1 kg	047211	
Ag 5 P	5	88.8	—	6.2	—	—	645-810	paste (ref. 047440)	2	333	5	047228	Cuivre-cuivre et métaux cuivreux. Décapant obligatoire sur cuivre-laiton. Pour climatisation, réfrigération. Copper - Copper and copper alloys. Must use welding flux on copper - brass. For air conditioning, refrigeration.
Ag 12	12	48	40	—	—	Si 0.2	800-830	integrated	1.5	333	2	047235	Cuivre-cuivre et métaux cuivreux. Pour climatisation, réfrigération. Copper - Copper and copper alloys. For air conditioning, refrigeration.
										500	4	047242	
Ag 40Sn	40	30	28	—	—	Sn 2	640-700	paste (ref. 047440)	1.5	333	2	047266	Cuivre, laiton, aciers, inox. Pour climatisation, réfrigération, chauffage, matériel électrique. Copper, brass, steel, stainless steel. For air conditioning, refrigeration, heating, electrical equipment.
									2	333	2	047273	
Cu Zn40	—	60	40	—	—	Si 0.25	890-900	powder (ref. 047457)	2	333	5	047280	Acier, galva, cuivre, fonte. Pour chauffage, carrosserie, machine agricole. Steel, galvanized steel, copper, cast iron. For heating, car body, agricultural machinery.
										500	8	047297	
CuNi10 Zn42	—	48	41.8	—	—	Ni 10 Si 0.2	920-935	integrated	2	500	8	047303	
											32	047815	
BRASAGE ALLIAGE BASE ALUMINIUM / BRAZING ALUMINUM BASED ALLOYS													
Zn + Al	—	—	98	—	—	Al 2	375-388	integrated	2	500	2	047433	Pour alu-alu et alu-Cu. Climatisation, réfrigération : fabrication et réparation. Excellente capillarité, allongement élevé. For alu-alu and alu-copper. Air conditioning, refrigeration: manufacture and repair. Excellent capillarity, high elongation.
BRASAGE ALLIAGE ACIER CUIVRÉ / BRAZING COPPERED STEEL													
Fe + Cu	—	0.15	—	0.012	98	Si 0.2 - Mn 1	1 500	integrated	1.6	333	10	047150	Fer/acier courant. Iron / steel.
									2	333	10	047167	
									2	500	10	047174	

Décapant
- Flux
- Flussmitel

Pâte pour Cu/P/Ar
- paste for Cu/P/Ar
T° work 500-800°C,
100 g
047440

* not for Cu/Cu brazing

CHALUMEAUX SOUDEURS/BRASAGE - Gas welding/brazing torches - Autogen-Schweißbrenner

G400 (400 L/h)
Capacity : 0,4 > 4 mm
L = 330 mm / 320g

		(6)					
039001	✓	—	—	—	—	—	—
038790	✓	✓	—	—	—	—	—
039117	✓	—	✓ 40/60 100 l	✓ 2 x 3m	✓	✓	✓

Kit complet chalumeau soudeur - Complete gas welding blowtorch kit - Autogen-Schweißen Komplettset (type SO)
039117



7 gas welding nozzles



039025	40>400 l/h
037007	250>1000 l/h

Poste BI-GAZ - Dual gas soldering/brazing set
040366



Expédition interdite :
Prohibited shipping :
Versand verboten :

Novacet 600 ml/330 g
040434
12

Oxygène
- Oxygen bottle 110 l
040458
12

Tête de coupe - Cutting nozzle - Hochdruckschneidköpfe
039124

G1000 (1000 L/h)
Capacity : 2 >10 mm / L = 460 mm / 770 g
038868



		(6)	
038868	✓	037007	oxygène / acétylène

CHALUMEAU SOUDEUR/COUPEUR - Gas welding/cutting torches- Autogen-Schweißbrenner

CG1 (400 L/h)
Capacité de soudage - Welding capacity : 0,4 > 4 mm
Capacité de coupage - Cutting capacity : 50 mm max
L = 320 mm / 450 g
039018



Têtes de coupe
- Cutting heads

	oxygène /acétylène
7/10	038769
10/10	038776
12/10	038813

included (x2) Cutting heads (7/10 & 10/10)

included (x1) welding adaptor for 7 gas nozzles

CHALUMEAUX COUPEURS HAUTE PRESSION - High pressure cutting torch - Autogen-Schweißbrenner

HG1 Cutting capacity : 120 mm max
L = 470 mm / 1.12 kg

038882

Têtes de coupe G1 haute pression
- High pressure cutting G1 heads

High pressure

HG1 Shielded
Cutting capacity : 120 mm max
L = 470 mm / 1.27 kg

038783

calibre caliber	cutting (mm)	oxygène /acétylène	oxygène /propane
7/10	3>10	038899	038943
10/10	10>25	038905	038950
12/10	25>50	038912	038967
16/10	50>80	038929	038974
20/10	80>120	038936	038981

CHALUMEAUX CHAUFFEURS - Blowtorches - Autogen-Schweißbrenner

CH80
040335
butane / propane

	oxygène /propane
0,8 kg/h	037069
1,0 kg/h	037076
1,2 kg/h	037083



CH120
038806

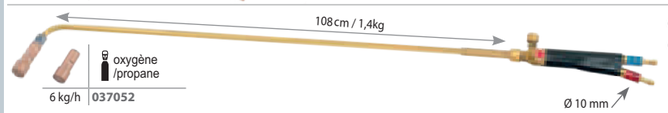

CH1000
038875
oxygène /propane
6 kg/h 037052

KITS CHALUMEAUX - Blowtorch kit - Schweißbrennerset

Kit chalumeau 3 brûleurs
- Blowtorch kit- Schweißbrennerset
040328

butane

Kit chalumeau zingueur
- Blowtorch kit zinc worker
038844

butane

LOT ANTI-RETOUR PARE FLAMME OX/AD - Flashback arrestor kit - Schnellkupplungsset

039070



RACCORDS RAPIDES OX/AD - Quick release connectors OX/AD - Schnellverschlüsse OX/AD

039087



DÉTENDEURS - Regulators - Druckminderer
EN 585/ISO 2503



Oxygène
5 m³/h
039032
Ø 6.3 mm

Acétylène
1 m³/h
039056

PRO Ø 10 mm

Oxygène PRO
max 70 m³/h
moy 31 m³/h
039049
037250

Acétylène PRO
max 26 m³/h
moy 5 m³/h
039063
037267

Propane PRO
max 26 m³/h
moy 5 m³/h
038998

TUYAUX - Hose - Schlauch

Kit OX/AD :

Ø 6,3 mm	2 x 4 m (🟥 + 🟦)	039094
	100 m 🟥	064294
	100 m 🟦	064287
Ø 10 mm	2 x 4 m	039452
	40 m 🟥	064317
	40 m 🟦	064300

Kit Propane :
Ø 6.3 mm, 4 m
038851
Ø 10 mm, 4 m
037090

LUNETTES DE PROTECTION - Gas welding goggles - Schutzbrillen

Shade/IR5
042803

Shade/IR5
042858

LAMPE BALADEUSE - Hand Lamp - Handleuchte

100-250 lumens (×3)

TRIPODE 250 L
3 × 1 W COB LED

3 × 3.6 V - 300 mAh
AAA rechargeable, Ni-MH
USB charging (6h)
USB power supply

operating time
High position : 1 h
Low position : 3 h
Flashing : 5 h

260 × 100 × 100 mm

059955

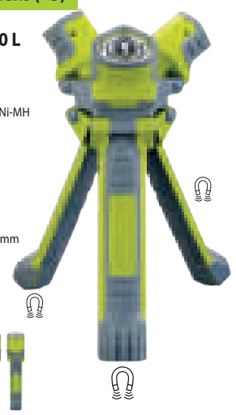

400 lumens

400 L
COB LED

Li-ion
Charging time : 8h
USB power supply

operating time
High position : 2.5 h
Low position : 5 h
Top light (1 W) : 6 h

230 × 65 × 40 mm

059153

200-400 lumens

ÉTANCHE 400 L
COB LED

3.7 V - 2000 mAh Li-ion
USB charging only (4/6 h)

operating time
High position : 2 h
Mid position : 4 h
Top light (4 W) : 3 h

285 × 65 × 65 mm
IP 56

059948

Étanche - Waterproof

250-600 lumens

PRO 600 L
COB LED, 80 CRI

3.7 V - 2200 mAh Li-ion
micro USB charging (3.5 h)
USB power supply

operating time :
High position : 1.5 h,
Mid position : 4.5 h,
Top light (100 lumens) : 10 h

190 × 56 × 29 mm
IP 54
210 g

060883

LAMPE INSPECTION - Inspection Lamp - Inspektionslampen

120-200 lumens

MINI 200 L

COB LED, 80 CRI, 6500 K

3.7 V - 700 mAh Li-ion
micro USB charging only (2.5 h)

operating time
High position : 1.5 h
Low position : 4 h
Top light : 3.5 h

IP 20
76 g, 174 × 27.5 × 28 mm

060852

120 lumens

100-280 lumens

FRONTALE 280 L

3 W COB LED
80 CRI+
6500 K

3.7 V - 1500 mAh Li-po
micro USB charging only

operating time
High position : 2 h
Low position : 6 h

IP 65

110 g
78.5 × 47.5 × 42 mm

060845

motion detection mode

50›500 lumens

FLEXIBLE 500 L

COB LED
80 CRI+
6500 K

3.7 V - 2600 mAh Li-ion
USB charging (4 h)
USB power supply

operating time
High position : 2 h
Low position : 16 h
Top light : 9.5 h

IP 54
290 g
423 × 65.5 × 44.5 mm

060869

0›600 lumens

PRO 600 L

COB LED
6500 K

3.7 V - 2600 mAh Li-ion
USB power supply

operating time
1.5 > 15 h

380 × 40 × 45 mm
300 g

057760
058309

LAMPE AMBIANCE 360°
- 360° ambiant lamp

60›1000 lumens

1000 L
>80 CRI SMD LED
6500 K

3.7 V - 5200 mAh Li-ion
USB charging (4.5h)
USB power supply

operating time 2 > 27 h

260 × 75 × 75 mm
IP 54
450 g

059764

LAMPE SOUS CAPOT
- Under bonnet lamp
- Leuchte für Motorhaube

500-1000 lumens

600 L
120 COB LED

3.7 V - 4000 mAh Li-ion
charging time : 10/12 h
Power supply charger

operating time
High position : 4 h
Low position : 8 h

1.7 kg

059962

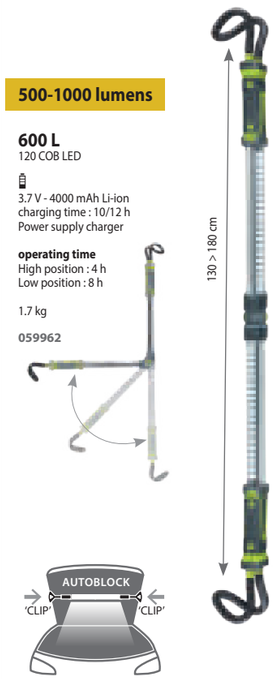

250-800 lumens

800 L
120 COB LED

3.7 V - 4000 mAh Li-ion
charging time : 10/12 h
Power supply charger

operating time
High position : 3 h
Low position : 6 h

058002
058316

PROJECTEUR SUR TRÉPIED
- Worklight with tripod
- Arbeitsleuchte mit Standfuß

1800 lumens

1800 L
3× 55 COB LED
total 165 LED

1.8 m power cord

059146



3000 lumens

3000 L
35 W COB LED

2 m power cord

IP 44

059979

4000 lumens

4000 L
3× 20 COB LED,
total 60 LED

3 m
power cord

059986

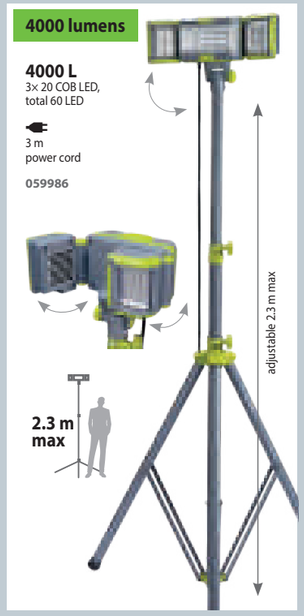

MARKETING

Podium de présentation
- Display stand
- Podest

PODIUM 2
A : 80 cm
B : 50 cm
C : 50 cm
063211

PODIUM 1
A : 45 cm
B : 50 cm
C : 50 cm
063204





Console
- Display
- Produkt-Aufsteller
(machines not included)

GYSMI 80P + 130P + 160P + E163
060203

GYSMI 130P + 160P + 200P + E163
060449

Petit présentoir
- Product Display - Geräte-Aufsteller
(machines not included)
060043

Linéaire de vente avec 2 étagères
- Retail display space with 2 shelves
- Lochwandregal mit 2 Böden
060784

Barnum 3 x 3 m
098022

Open barnum
2 x 2 m
098039

Oriflamme
- Banner
1,75 x 0,50 m
098015

Type	A	E	M
complet - complete - komplett	061002	061040	061026
sans linéaire - without display stand - ohne Inhalt	061019	061057	061033

more details :
www.gys.fr

INVEST IN THE FUTURE

French manufacturer
since 1964

2022C

Welding & Cutting

Soudage & Coupage
Schweißtechnik Katalog
Saldatura & Taglio
Catálogo de Soldadura y Corte

GYS FRANCE

HEADQUARTERS

1 rue de la Croix des Landes
CS 54159
53941 Saint-Berthevin - Cedex
Laval - France

Tel +33 2 43 01 23 60
E-mail service.client@gys.fr

ZI, 134 bd des Loges
53941 Saint-Berthevin
Laval - France

LOGISTIC CENTER

2 Rue Jean Dausset
53810 Changé - France

Tel +33 2 43 01 54 33

GYS GERMANY

Professor-Wieler
Straße 11
52070 Aachen
Deutschland

Tel +49 241/189-23-710
Fax +49 241/189-23-719
E-mail aachen@gys.fr

GYS ITALIA

Vega - Parco Scientifico
Tecnologico di Venezia
Via Delle Industrie, 25/4
30175 Marghera - VE
Italia

Tel +39 041 53 21 565
E.mail italia@gys.fr

GYS CHINA

Lot N°15
6666 bd Songze
201706 Qingpu
Shanghai
China

Tel +86 6221 4461
Fax +86 5226 0067
www.gys-china.com.cn
E-mail
contact@gys-china.com.cn

GYS UK

Unit 3 - Great Central Way
Rugby - Warwickshire
CV21 3XH
United Kingdom

Tel +44 1926 338 609
Fax +44 1926 429 764
E-mail uk@gys.fr

GYS IBÉRICA

Avenida Pirineos 31
Nave 9
San Sebastian de los Reyes
28703 Madrid
España

Tel +34 917 409 790
E.mail iberica@gys.fr

LinkedIn
Youtube
WeChat
Facebook
Instagram

www.gys.fr

Distributed by

exp 095175 • Pour signaler des erreurs dans le catalogue, contactez : catalogues@gys.fr. Document non contractuel. GYS se réserve le droit de modifier sans préavis les spécifications de ses appareils. • To report errors in the catalog, contact: catalogues@gys.fr. Document not contractual. GYS reserves the right to modify the specifications of the machines without prior notice. Irrtümer und Änderungen vorbehalten. • I.P. - 325 g